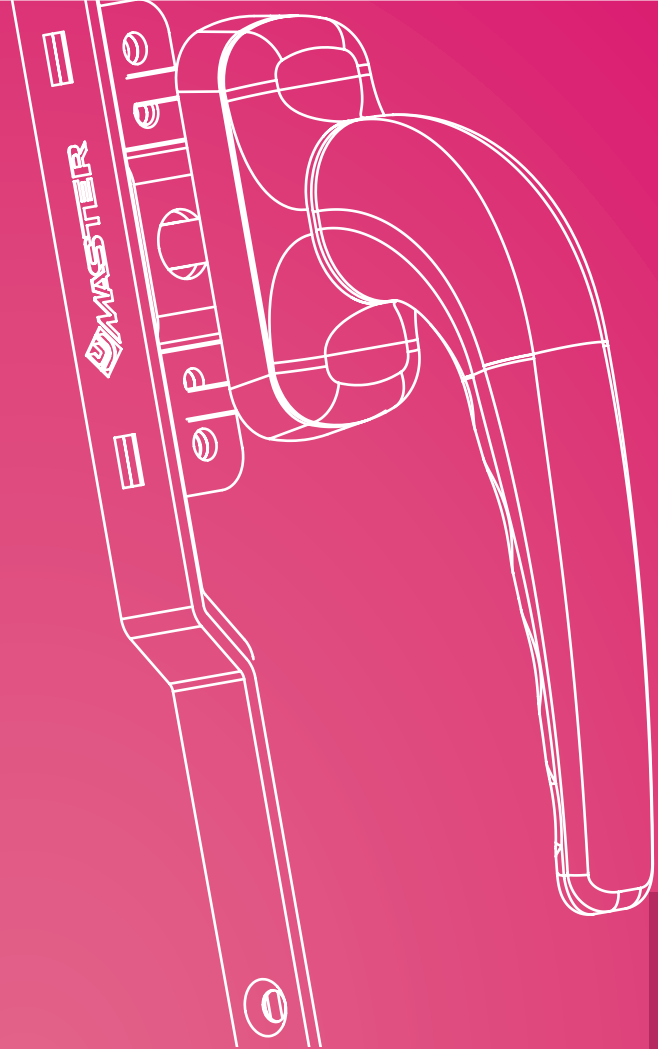




## MANIGLIE PER SCORREVOLI

Handles for sliding units



## MANIGLIE PER SCORREVOLI

Handles for sliding units

# MULTICOMFORT

## BLOCCO SERRATURA E PLACCA PER INTERNI

BLOCCO SERRATURA E PLACCA PER INTERNI | LOCK BODY AND PLATE FOR INTERIORS  
BLOC SERRURE ET PLAQUE POUR INTERIEURS | BLOQUE CERRADURA Y PLACA PARA INTERNOS



Blocco serratura  
Art. 6302: i componenti principali sono realizzati in acciaio inox.  
Placca per interni  
Art. 6310: realizzata in materiale composito, disponibile in diversi colori grazie al particolare sistema di verniciatura (termolaccaggio a polvere, identico al profilo).



Lock body  
Art. 6302: main components are made of stainless steel.  
Plate for interiors Art. 6310: made of composite material, available in different colors thanks to the special paint system (powder coating, identical to the profile).



Bloc serrure  
Art. 6302: les composants principaux sont réalisés en acier inox.  
Plaque pour intérieurs Art. 6310: réalisée en matériau composite, disponible en couleurs différentes grâce au système de laquage spécifique (thermolaquage avec poudre, identique au profilé).

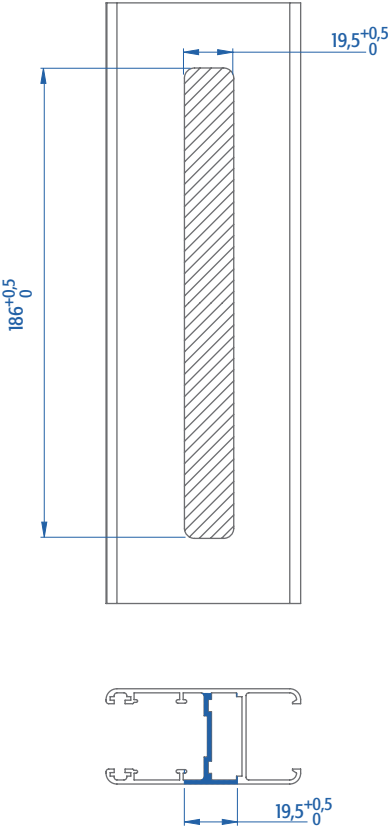
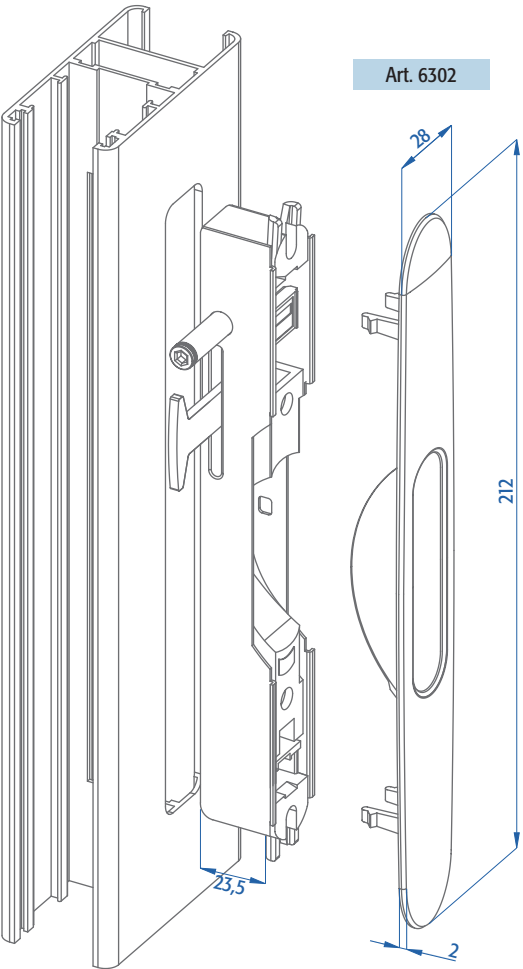


Bloque cerradura  
Art. 6302: los componentes principales se fabrican en acero inox.  
Placa para internos Art. 6310: fabricada en material compuesto, disponible en diferentes colores gracias al particular sistema de laqueado (termolaqueado a polvo, idéntico al perfil).



### CONFEZIONAMENTO E FINITURE | PACKAGING AND FINISHES | CONDITIONNEMENT ET FINITIONS | EMBALAJE Y ACABADOS

| ART.  | 6302  |   |   |   |   |   | 6310  |   |   |   |   |   |
|---|-------|---|---|---|---|---|-------|---|---|---|---|---|
| Imballo   Package   Conditionnement   Embalaje  | 20 Pz |   |   |   |   |   | 20 Pz |   |   |   |   |   |
| Finiture disponibili   Available finishes<br>Finitions disponibles   Acabados disponibles | 1     | 2 | 3 | 4 | 5 | 6 | 1     | 2 | 3 | 4 | 5 | 6 |



# MULTICOMFORT

## MANIGLIE A CONCHIGLIA

MANIGLIE A CONCHIGLIA | SHELL HANDLES  
POIGNEES COQUILLE | MANILLAS A CONCHA



Realizzate principalmente in zama, disponibili in diversi colori grazie al particolare sistema di verniciatura (termolaccaggio a polvere, identico al profilo).



Made principally of zamak, available in different colors thanks to the special paint system (powder coating, identical to the profile).



Réalisées principalement en zamak, disponibles en couleurs différentes grâce au système de laquage spécifique (thermolaquage avec poudre, identique au profil).



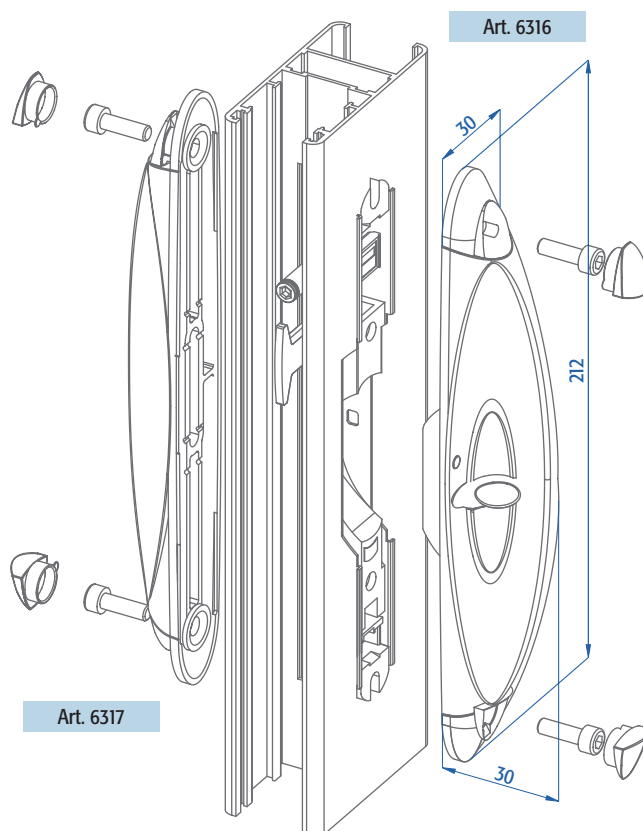
Fabricadas principalmente en zamak, disponibles en diferentes colores gracias al particular sistema de laqueado (termolaqueado a polvo, idéntico al perfil).



### CONFEZIONAMENTO E FINITURE | PACKAGING AND FINISHES | CONDITIONNEMENT ET FINITIONS | EMBALAJE Y ACABADOS

| ART.  | 6316  |   |   |   |   |   | 6317.20   6317.21<br>6317.22   6322.23 |   |   |   |   |   |
|---|-------|---|---|---|---|---|--|---|---|---|---|---|
| Imballo   Package   Conditionnement   Embalaje  | 10 Pz |   |   |   |   |   | 10 Pz                                  |   |   |   |   |   |
| Finiture disponibili   Available finishes<br>Finitions disponibles   Acabados disponibles | 1     | 2 | 3 | 4 | 5 | 6 | 1                                      | 2 | 3 | 4 | 5 | 6 |

| ESTRUSORE<br>EXTRUDER             | SERIE<br>SERIES                                   | MANIGLIA CON<br>COMANDO<br>(PER INTERNO)<br>HANDLE WITH<br>CONTROL<br>(FOR INSIDE) | MANIGLIA<br>FISSA<br>(PER ESTERNO)<br>FIXED HANDLE<br>(FOR OUTSIDE) |
|-----------------------------------|---|--|---|
| ALCAN                             | Abithal Runner                                    | 6316   | 6317.20   |
|                                   | Abithal Runner 61 TT - 90 TT planare (anta 22410) | 6316   | 6317.21   |
|                                   | Abithal Runner 61 - 90 planare (anta 21033)       | 6316   | 6317.21   |
| ALEXIA                            | Alexia Slide 650 S                                | 6316   | 6317.22   |
|                                   | Alexia Slide 650 ST                               | 6316   | 6317.22   |
| ALL.CO                            | EXPORT 60 S                                       | 6316   | 6317.20   |
|                                   | KS50  | 6316   | 6317.21   |
|                                   | Triall.co 65                                      | 6316   | 6317.22   |
|                                   | Triall.co 65 TT                                   | 6316   | 6317.22   |
|                                   | Triall.co 90                                      | 6316   | 6317.22   |
| ALUK GROUP                        | SC70  | 6316   | 6317.20   |
| ALUMEC                            | ZN7 - 32  | 6316   | 6317.21   |
|                                   | ZN7 - 41 TT                                       | 6316   | 6317.23   |
| CLL                               | Tecno 70 slide TT                                 | 6316   | 6317.21   |
| EKU Sistemi<br>(Gruppo Profilati) | PE 60 Slide                                       | 6316   | 6317.20   |
|                                   | PE 70 Slide                                       | 6316   | 6317.21   |
|                                   | PE 70 Slide TT                                    | 6316   | 6317.21   |
|                                   | PE 120 Slide TT                                   | 6316   | 6317.23   |
| EQUIPE                            | Sistemi 8000 S                                    | 6316   | 6317.20   |
| ETA                               | ETA 48 S  | 6316   | 6317.21   |
|                                   | Start 900s  | 6316   | 6317.22   |
|                                   | Start 900stt                                      | 6316   | 6317.22   |
| ETNALL                            | TT SC 80  | 6316   | 6317.22   |
|                                   | 40000   | 6316   | 6317.21   |
|                                   | 40600   | 6316   | 6317.21   |



CONTINUA | CONTINUES | CONTINUE | CONTINÚA >

&lt; SEGUE DALLA PAGINA PRECEDENTE | CONTINUED FROM PREVIOUS PAGE | SUIT DE LA PAGE PRECEDENTE | CONTINÚA DE LA PÁGINA ANTERIOR

| ESTRUSORE<br>EXTRUDER  | SERIE<br>SERIES                     | MANIGLIA CON<br>COMANDO<br>(PER INTERNO)<br>HANDLE WITH<br>CONTROL<br>(FOR INSIDE) | MANIGLIA<br>FISSA<br>(PER ESTERNO)<br>FIXED HANDLE<br>(FOR OUTSIDE) |
|------------------------|-------------------------------------|--|---|
| GASTALDELLO<br>SISTEMI | EL60 S                              | 6316   | 6317.21   |
|                        | EL60 SN                             | 6316   | 6317.21   |
|                        | EL90 S                              | 6316   | 6317.23   |
|                        | EL90 SN                             | 6316   | 6317.23   |
| HYDRO                  | Domal 40S                           | 6316   | 6317.20   |
|                        | Domal Slide 56 (anta 15190)         | 6316   | 6317.21   |
|                        | Domal Slide 56 (anta 26255 e 26292) | 6316   | 6317.21   |
|                        | Domal Slide 80                      | 6316   | 6317.23   |
|                        | Domal Slide PA80                    | 6316   | 6317.23   |
|                        | Domal Slide PA110 (anta da 72)      | 6316   | 6317.23   |
|                        | Domal Slide PA110 (anta da 82)      | 6316   | 6317.23   |
| IBLEA COLOR<br>GROUP   | Eku Vuerre 100 STT                  | 6316   | 6317.23   |
| INDINVEST              | Alpha 560 S                         | 6316   | 6317.20   |
|                        | Gold 650 S                          | 6316   | 6317.22   |
|                        | Gold 650 ST                         | 6316   | 6317.22   |
| MERCURI                | D60 S                               | 6316   | 6317.20   |
| METRA                  | NC 60 Int.                          | 6316   | 6317.20   |
|                        | NC 60 STH                           | 6316   | 6317.22   |
|                        | NC 70 S                             | 6316   | 6317.22   |
|                        | NC90 Int.                           | 6316   | 6317.22   |
| OCMA                   | FC70 Parigi                         | 6316   | 6317.20   |
|                        | FC 80 MONACO                        | 6316   | 6317.22   |
| PASSERINI              | Skeit 60                            | 6316   | 6317.20   |
|                        | Skeit 60 super anta da 32           | 6316   | 6317.21   |
|                        | Skeit 60 super anta da 36           | 6316   | 6317.22   |
|                        | Skeit 60 super TH                   | 6316   | 6317.22   |
|                        | Skeit 70                            | 6316   | 6317.21   |
| PONZIO                 | Sliding 600 (binari aperti)         | 6316   | 6317.21   |
|                        | Sliding 600 (binari chiusi)         | 6316   | 6317.21   |
|                        | Sliding 900                         | 6316   | 6317.23   |
|                        | Sliding 900 TT                      | 6316   | 6317.23   |
| RALOX                  | Ayrton 60                           | 6316   | 6317.20   |
|                        | Ayrton 60 TT                        | 6316   | 6317.22   |
| SAPA                   | Erre 50 S                           | 6316   | 6317.20   |
|                        | WIN 65 S                            | 6316   | 6317.21   |
|                        | WIN 65 S TT                         | 6316   | 6317.21   |
|                        | Win 90 S                            | 6316   | 6317.23   |
|                        | Win 90 STT                          | 6316   | 6317.23   |
| TOMA                   | Atlantis 78 S                       | 6316   | 6317.23   |
|                        | Atlantis 78 STT                     | 6316   | 6317.23   |
| TP PROFILATI           | Ekos 60 STH                         | 6316   | 6317.22   |
| VARIE<br>VARIOUS       | 60/s taglio a 45°                   | 6316   | 6317.20   |
|                        | 60/s taglio a 90°                   | 6316   | 6317.21   |

# MULTICOMFORT

## MANIGLIA DI TRAINO

MANIGLIA DI TRAINO | PULL HANDLE  
POIGNEE DE TIRAGE | MANILLA TIRADORA



Realizzate principalmente in zama, disponibili in diversi colori grazie al particolare sistema di verniciatura (termolaccaggio a polvere, identico al profilo). Maniglia di traino con dispositivo di manovra (per interni) art. 6312. Maniglia di traino fissa (per esterni) art. 6314.



Made principally of zamak, available in different colors thanks to the special paint system (powder coating, identical to the profile). Pull handle with moving latch (for inside) art. 6312. Fixed pull handle (for outside) art. 6314.



Réalisées principalement en zamak, disponibles en couleurs différentes grâce au système de laquage spécifique (thermolaquage avec poudre, identique au profilé). Poignée de tirage avec dispositif de manœuvre (pour intérieurs) art. 6312. Poignée de tirage fixe (pour extérieurs) art. 6314.



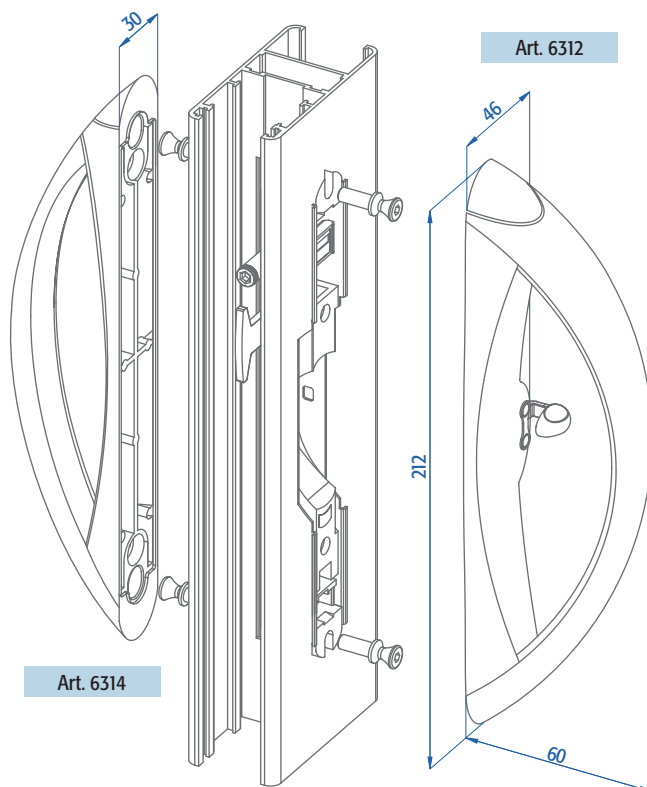
Fabricadas principalmente en zamak, disponibles en diferentes colores gracias al particular sistema de laqueado (termolaqueado a polvo, idéntico al perfil). Manilla tiradora con dispositivo de maniobra (para interiores) art. 6312. Manilla tiradora fija (para exteriores) art. 6314.



### CONFEZIONAMENTO E FINITURE | PACKAGING AND FINISHES | CONDITIONNEMENT ET FINITIONS | EMBALAJE Y ACABADOS

| ART.  | TUTTI   ALL   TOUS   TODOS |
|---|----------------------------|
| Imballo   Package   Conditionnement   Embalaje  | 10 Pz                      |
| Finiture disponibili   Available finishes<br>Finitions disponibles   Acabados disponibles | 1 2 3 4 5 6                |

| ESTRUSORE<br>EXTRUDER             | SERIE<br>SERIES                                      | MANIGLIA CON<br>COMANDO<br>(PER INTERNO)<br>HANDLE WITH<br>CONTROL<br>(FOR INSIDE) | MANIGLIA<br>FISSA<br>(PER ESTERNO)<br>FIXED HANDLE<br>(FOR OUTSIDE) |
|-----------------------------------|--|--|---|
| ALCAN                             | Abithal Runner                                       | 6312.1   | 6314.10   |
|                                   | Abithal Runner 61-90 planare (anta 21033)            | 6312.1   | 6314.11   |
|                                   | Abithal Runner 61 T.T.- 90 T.T. planare (anta 22410) | 6312.1   | 6314.11   |
| ALEXIA                            | Alexia Slide 650 S                                   | 6312.1   | 6314.13   |
|                                   | Alexia Slide 650 ST                                  | 6312.1   | 6314.13   |
| ALL.CO                            | Export 60 S  | 6312.1   | 6314.10   |
|                                   | KS50   | 6312.1   | 6314.11   |
|                                   | Triall.co 65   | 6312.1   | 6314.11   |
|                                   | Triall.co 90   | 6312.1   | 6314.11   |
|                                   | Triall.co 65 T.T.                                    | 6312.1   | 6314.11   |
| ALUK GROUP                        | SC70   | 6312.1   | 6314.10   |
|                                   | ZN7-41TT   | 6312.1   | 6314.14   |
| ALUMEC                            | ZN7-32   | 6312.1   | 6314.11   |
| CLL                               | Tecno 70 slide T.T.                                  | 6312.1   | 6314.11   |
| EKU Sistemi<br>(Gruppo Profilati) | PE 60 Slide  | 6312.1   | 6314.10   |
|                                   | PE 70 Slide  | 6312.1   | 6314.11   |
|                                   | PE 70 Slide TT                                       | 6312.1   | 6314.11   |
|                                   | PE 120 Slide TT                                      | 6312.1   | 6314.14   |
| EQUIPE                            | Sistemi 8000 S                                       | 6312.1   | 6314.10   |
| ETA                               | ETA 48 S   | 6312.1   | 6314.11   |
|                                   | Start 900 S  | 6312.1   | 6314.11   |
|                                   | Start 900 STT  | 6312.1   | 6314.11   |



CONTINUA | CONTINUES | CONTINUE | CONTINÚA >

&lt; SEGUE DALLA PAGINA PRECEDENTE | CONTINUED FROM PREVIOUS PAGE | SUIT DE LA PAGE PRECEDENTE | CONTINÚA DE LA PÁGINA ANTERIOR

| ESTRUSORE<br>EXTRUDER  | SERIE<br>SERIES                   | MANIGLIA CON<br>COMANDO<br>(PER INTERNO)<br>HANDLE WITH<br>CONTROL<br>(FOR INSIDE) | MANIGLIA<br>FISSA<br>(PER ESTERNO)<br>FIXED HANDLE<br>(FOR OUTSIDE) |
|------------------------|-----------------------------------|--|---|
| ETNALL                 | TT SC 80                          | 6312.1   | 6314.11   |
|                        | 40000                             | 6312.1   | 6314.11   |
|                        | 40600                             | 6312.1   | 6314.11   |
| GASTALDELLO<br>SISTEMI | EL60S                             | 6312.1   | 6314.11   |
|                        | EL60SN                            | 6312.1   | 6314.11   |
|                        | EL90S                             | 6312.1   | 6314.14   |
|                        | EL 90SN                           | 6312.1   | 6314.14   |
| HYDRO                  | Domal 40S                         | 6312.1   | 6314.10   |
|                        | Domal Slide 80                    | 6312.1   | 6314.14   |
|                        | Domal Slide PA80                  | 6312.1   | 6314.14   |
|                        | Domal Slide PA110<br>(anta da 82) | 6312.1   | 6314.14   |
|                        | Domal Slide PA110<br>(anta da 72) | 6312.1   | 6314.14   |
| IBLEA COLOR<br>GROUP   | Eku Vuerre 100 STT                | 6312.1   | 6314.14   |
| INDINVEST              | Alpha 560 S                       | 6312.1   | 6314.10   |
|                        | Gold 650 S                        | 6312.1   | 6314.11   |
|                        | Gold 650 ST                       | 6312.1   | 6314.11   |
| MERCURI                | D60S                              | 6312.1   | 6314.10   |
| METRA                  | NC 60 Int.                        | 6312.1   | 6314.10   |
|                        | NC60 STH                          | 6312.1   | 6314.11   |
|                        | NC70 S                            | 6312.1   | 6314.13   |
|                        | NC90 Int.                         | 6312.1   | 6314.11   |
| OCMA                   | FC70 Parigi                       | 6312.1   | 6314.10   |
|                        | FC 80 Monaco                      | 6312.1   | 6314.11   |
| PASSERINI              | Skeit 60                          | 6312.1   | 6314.10   |
|                        | Skeit 60 super anta da 32         | 6312.1   | 6314.11   |
|                        | Skeit 60 super anta da 36         | 6312.1   | 6314.13   |
|                        | Skeit 60 super TH                 | 6312.1   | 6314.13   |
|                        | Skeit 70                          | 6312.1   | 6314.11   |
| PONZIO                 | Sliding 600 (binari aperti)       | 6312.1   | 6314.11   |
|                        | Sliding 600 (binari chiusi)       | 6312.1   | 6314.11   |
|                        | Sliding 900                       | 6312.1   | 6314.14   |
|                        | Sliding 900 TT                    | 6312.1   | 6314.14   |
| RALOX                  | Ayrton 60                         | 6312.2   | 6314.10   |
|                        | Ayrton 60 TT                      | 6312.2   | 6314.10   |
| SAPA                   | Erre 50 / s                       | 6312.1   | 6314.10   |
|                        | Win 65 S                          | 6312.1   | 6314.11   |
|                        | Win 65 S TT                       | 6312.1   | 6314.11   |
|                        | Win 90 S                          | 6312.1   | 6314.14   |
|                        | Win 90 S TT                       | 6312.1   | 6314.14   |
| TOMA                   | Atlantis 78 S                     | 6312.1   | 6314.14   |
|                        | Atlantis 78 STT                   | 6312.1   | 6314.14   |
| TP PROFILATI           | Ekos 60 STH                       | 6312.1   | 6314.13   |
| VARIE<br>VARIOUS       | Penta 60 S taglio a 45°           | 6312.1   | 6314.10   |
|                        | Penta 60 S taglio a 90°           | 6312.1   | 6314.11   |



# MULTICOMFORT

## MANIGLIA CON SERRATURA

MANIGLIA CON SERRATURA | HANDLE WITH LOCK  
POIGNEE AVEC SERRURE | MANILLA CON CERRADURA



Realizzata principalmente in zama, disponibile in diversi colori grazie al particolare sistema di verniciatura (termolaccaggio a polvere, identico al profilo).



Made principally of zamak, available in different colors thanks to the special paint system (powder coating, identical to the profile).



Réalisée principalement en zamak, disponible en couleurs différentes grâce au système de laquage spécifique (thermolaquage avec poudre, identique au profilé).



Fabricada principalmente en zamak, disponible en diferentes colores gracias al particular sistema de laqueado (termolaqueado a polvo, idéntico al perfil).



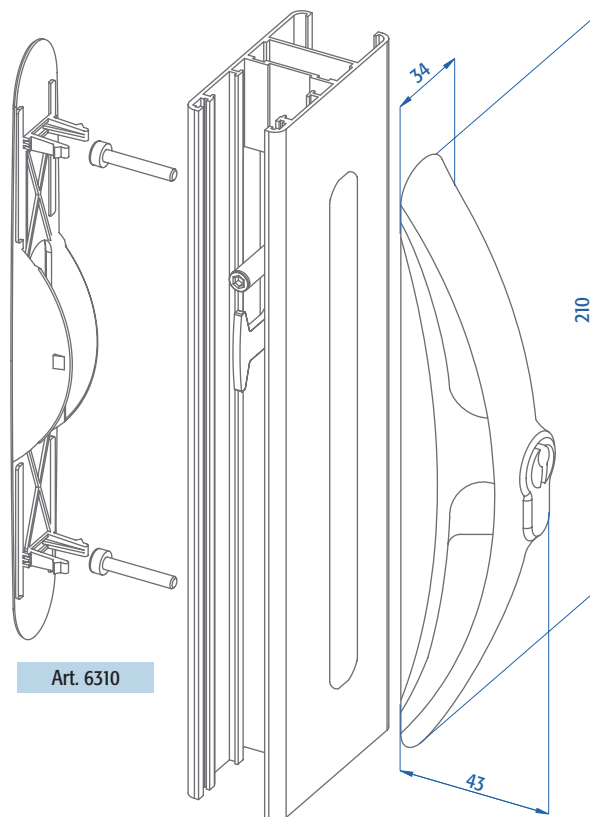
### CONFEZIONAMENTO E FINITURE | PACKAGING AND FINISHES | CONDITIONNEMENT ET FINITIONS | EMBALAJE Y ACABADOS

| ART.  | 6318   6318.10 |
|---|----------------|
| Imballo   Package   Conditionnement   Embalaje  | 10 Pz          |
| Finiture disponibili   Available finishes<br>Finitions disponibles   Acabados disponibles | 1 2 3 4 5 6    |

| ESTRUSORE<br>EXTRUDER             | SERIE<br>SERIES                                   | MANIGLIA PER ESTERNI<br>CON SERRATURA<br>HANDLE FOR OUTSIDE,<br>WITH LOCK |
|-----------------------------------|---|---|
| ALCAN                             | Abithal Runner                                    | 6318  |
|                                   | Abithal Runner 61 TT - 90 TT planare (anta 22410) | 6318  |
|                                   | Abithal Runner 61 - 90 planare (anta 21033)       | 6318  |
| ALEXIA                            | Alexia Slide 650 S                                | 6318  |
|                                   | Alexia Slide 650 ST                               | 6318  |
| ALL.CO                            | Export 60 S                                       | 6318  |
|                                   | KS50  | 6318  |
|                                   | Triall.co 65                                      | 6318  |
|                                   | Triall.co 65 TT                                   | 6318  |
|                                   | Triall.co 90                                      | 6318  |
|                                   | Triall.co 90 TT                                   | 6318  |
| ALUK GROUP                        | SC70  | 6318  |
| ALUMEC                            | ZN7 - 32  | 6318  |
|                                   | ZN7 - 41 TT                                       | 6318.10   |
| CLL                               | Tecno 70 slide TT                                 | 6318  |
| EKU Sistemi<br>(Gruppo Profilati) | PE 60 Slide                                       | 6318  |
|                                   | PE 70 Slide                                       | 6318  |
|                                   | PE 70 Slide TT                                    | 6318  |
|                                   | PE 120 Slide TT                                   | 6318.10   |
| EQUIPE                            | Sistemi 8000 S                                    | 6318  |
| ETA                               | ETA 48 S  | 6318  |
|                                   | Start 900s  | 6318  |
|                                   | Start 900stt                                      | 6318  |
| ETNALL                            | TT SC 80  | 6318  |
|                                   | 40000   | 6318  |
|                                   | 40600   | 6318  |
| GASTALDELLO<br>SISTEMI            | EL60 S  | 6318  |
|                                   | EL60 SN   | 6318  |
|                                   | EL90 S  | 6318.10   |
|                                   | EL90 SN   | 6318.10   |

Interno | Inside

Art. 6318



Art. 6310

Esterno | Outside

CONTINUA | CONTINUES | CONTINUE | CONTINÚA >



&lt; SEGUE DALLA PAGINA PRECEDENTE | CONTINUED FROM PREVIOUS PAGE | SUIT DE LA PAGE PRECEDENTE | CONTINÚA DE LA PÁGINA ANTERIOR

| ESTRUSORE<br>EXTRUDER | SERIE<br>SERIES                     | MANIGLIA PER ESTERNI<br>CON SERRATURA<br>HANDLE FOR OUTSIDE,<br>WITH LOCK |
|-----------------------|-------------------------------------|---|
| HYDRO                 | Domal 40 S                          | 6318  |
|                       | Domal Slide 56 (anta 26255 e 26292) | 6318  |
|                       | Domal Slide 56 (anta 15190)         | 6318  |
|                       | Domal Slide 80                      | 6318.10   |
|                       | Domal Slide PA80                    | 6318.10   |
|                       | Domal Slide PA110 (anta da 72)      | 6318.10   |
|                       | Domal Slide PA110 (anta da 82)      | 6318.10   |
| IBLEA COLOR<br>GROUP  | Eku Vuerre 100 STT                  | 6318.10   |
| INDINVEST             | Alpha 560                           | 6318  |
|                       | Gold 650 S                          | 6318  |
|                       | Gold 650 ST                         | 6318  |
| MERCURI               | D60 S                               | 6318  |
| METRA                 | NC 60 Int.                          | 6318  |
|                       | NC 60 STH                           | 6318  |
|                       | NC 70 S                             | 6318  |
|                       | NC90 Int.                           | 6318  |
| OCMA                  | FC70 Parigi                         | 6318  |
|                       | FC 80 MONACO                        | 6318  |
| PASSERINI             | Skeit 60                            | 6318  |
|                       | Skeit 60 super anta da 32           | 6318  |
|                       | Skeit 60 super anta da 36           | 6318  |
|                       | Skeit 60 super TH                   | 6318  |
|                       | Skeit 70                            | 6318  |
| PONZIO                | Sliding 600 (binari aperti)         | 6318  |
|                       | Sliding 600 (binari chiusi)         | 6318  |
|                       | Sliding 900                         | 6318.10   |
|                       | Sliding 900 TT                      | 6318.10   |
| RALOX                 | Ayrton 60                           | 6318  |
|                       | Ayrton 60 TT                        | 6318  |
| SAPA                  | Erre 50 S                           | 6318  |
|                       | Win 65 S                            | 6318  |
|                       | Win 65 S TT                         | 6318  |
|                       | Win 90 S                            | 6318.10   |
|                       | Win 90 STT                          | 6318.10   |
| TOMA                  | Atlantis 78 S                       | 6318.10   |
|                       | Atlantis 78 STT                     | 6318.10   |
| TP PROFILATI          | Ekos 60 STH                         | 6318  |
| VARIE<br>VARIOUS      | Penta 60 S taglio a 45°             | 6318  |
|                       | Penta 60 S taglio a 90°             | 6318  |

# MULTICOMFORT

## CHIUSURE SINGOLE E MULTIPUNTO

CHIUSURE SINGOLE E MULTIPUNTO | SINGLE AND MULTIPOINT LOCKS  
FERMETURES SIMPLES ET MULTIPPOINTS | CIERRE SIMPLE Y MULTIPUNTO



Aste in acciaio con trattamento superficiale TSS che garantisce classe di resistenza 5 alla corrosione; naselli di chiusura in acciaio inox A2, con elevata resistenza allo strappo: +200 daN per nasello; pattini di scivolamento in poliammide.



Steel rod with TSS surface coating which guarantees class 5 corrosion resistance; closing latches in A2 stainless steel, highly resistant to tearing: +200 daN per latch; polyamide sliding blocks.



Tringles en acier avec traitement superficiel TSS qui garantit une classe de résistance à la corrosion 5; pènes de fermeture en acier inox A2, avec une élevée résistance à l'arrachement: +200 daN pour pène; patins de glissement en polyamide.



Pletinas de acero con tratamiento superficial TSS que garantiza una resistencia a la corrosión de clase 5; ganchos de cierre de acero inox A2, con elevada resistencia a la rotura: +200 daN por gancho; patines de deslizamiento de poliamida.



### CONFEZIONAMENTO E FINITURE | PACKAGING AND FINISHES CONDITIONNEMENT ET FINITIONS | EMBALAJE Y ACABADOS

| ART.  | 6321.X |     |      |       |   |   | 6322.X - 6323.X |     |      |       |   |   |
|---|--------|-----|------|-------|---|---|-----------------|-----|------|-------|---|---|
|   | TUTTI  | ALL | TOUS | TODOS |   |   | TUTTI           | ALL | TOUS | TODOS |   |   |
| Imballo   Package   Conditionnement   Embalaje  | 20 Kit |     |      |       |   |   | 1 Kit           |     |      |       |   |   |
| Finiture disponibili   Available finishes<br>Finitions disponibles   Acabados disponibles | 1      | 2   | 3    | 4     | 5 | 6 | 1               | 2   | 3    | 4     | 5 | 6 |

| ESTRUSORE<br>EXTRUDER             | SERIE<br>SERIES                                   | KIT DI<br>CHIUSURA<br>LOCK KIT | CHIUSURA<br>2 PUNTI<br>2 POINT<br>LOCK | CHIUSURA<br>3 PUNTI<br>3 POINT<br>LOCK |
|-----------------------------------|---|--------------------------------|--|--|
| ALCAN                             | Abithal Runner                                    | 6321.1                         | N.D.                                   | N.D.                                   |
|                                   | Abithal Runner 61 TT - 90 TT planare (anta 22410) | 6321.8                         | 6322.45                                | 6323.45                                |
|                                   | Abithal Runner 61 - 90 planare (anta 21033)       | 6321.8                         | 6322.45                                | 6323.45                                |
| ALEXIA                            | Alexia Slide 650 S                                | 6321.9                         | 6322.7                                 | 6323.7                                 |
|                                   | Alexia Slide 650 ST                               | 6321.9                         | 6322.7                                 | 6323.7                                 |
| ALL.CO                            | Export 60 S                                       | 6321.1                         | 6322.49                                | 6323.49                                |
|                                   | KS50  | 6321.3                         | N.D.                                   | N.D.                                   |
|                                   | Triall.co 65                                      | 6321.4                         | 6322.7                                 | 6323.7                                 |
|                                   | Triall.co 65 TT                                   | 6321.7                         | N.D.                                   | N.D.                                   |
|                                   | Triall.co 90                                      | 6321.4                         | 6322.7                                 | 6323.7                                 |
| ALUK GROUP                        | SC70  | 6321.1                         | 6322.49                                | 6323.49                                |
|                                   | ZN7-32  | 6321.6                         | 6322.44                                | 6323.44                                |
| ALUMEC                            | ZN7-41TT  | 6321.18                        | 6322.48                                | 6323.48                                |
| CLL                               | Tecno 70 slide TT                                 | 6321.60                        | 6322.60                                | 6323.60                                |
| EKU Sistemi<br>(Gruppo Profilati) | PE 60 Slide                                       | 6321.2                         | 6322.49                                | 6323.49                                |
|                                   | PE 70 Slide                                       | 6321.4                         | 6322.41                                | 6323.41                                |
|                                   | PE 70 Slide TT                                    | 6321.8                         | 6322.42                                | 6323.42                                |
|                                   | PE 120 Slide TT                                   | 6321.40                        | N.D.                                   | N.D.                                   |
| EQUIPE                            | Sistemi 8000 S                                    | 6321.13                        | N.D.                                   | N.D.                                   |
| ETA                               | ETA 48 S  | 6321.6                         | N.D.                                   | N.D.                                   |
|                                   | Start 900s  | 6321.21                        | 6322.7                                 | 6323.7                                 |
|                                   | Start 900stt                                      | 6321.21                        | 6322.7                                 | 6323.7                                 |
| ETNALL                            | TT SC 80  | 6321.4                         | 6322.7                                 | 6323.7                                 |
|                                   | 40000   | 6321.1                         | N.D.                                   | N.D.                                   |
|                                   | 40600   | 6321.4                         | 6322.7                                 | 6323.7                                 |

Interasse fisso 500 mm

Interasse fisso 500 mm

Art. 6322.x  
secondo  
punto di chiusura  
second  
closure point

Art. 6323.x  
terzo  
punto di chiusura  
third  
closure point

CONTINUA | CONTINUES | CONTINUE | CONTINÚA >

&lt; SEGUE DALLA PAGINA PRECEDENTE | CONTINUED FROM PREVIOUS PAGE | SUIT DE LA PAGE PRECEDENTE | CONTINÚA DE LA PÁGINA ANTERIOR

| ESTRUSORE<br>EXTRUDER | SERIE<br>SERIES                     | KIT DI<br>CHIUSURA<br>LOCK KIT | CHIUSURA<br>2 PUNTI<br>2 POINT<br>LOCK | CHIUSURA<br>3 PUNTI<br>3 POINT<br>LOCK |
|-----------------------|-------------------------------------|--------------------------------|--|--|
| GASTALDELLO SISTEMI   | EL60 S                              | 6321.35                        | N.D.                                   | N.D.                                   |
|                       | EL60 SN                             | 6321.35                        | N.D.                                   | N.D.                                   |
|                       | EL90 S                              | 6321.54                        | N.D.                                   | N.D.                                   |
|                       | EL90 SN                             | 6321.54                        | N.D.                                   | N.D.                                   |
| HYDRO                 | Domal 40 S                          | 6321.1                         | N.D.                                   | N.D.                                   |
|                       | Domal Slide 56 (anta 26255 e 26292) | 6321.10                        | 6322.10                                | 6323.10                                |
|                       | Domal Slide 56 (anta 15190)         | 6321.9                         | 6322.9                                 | 6323.9                                 |
|                       | Domal Slide 80                      | 6321.18                        | 6322.48                                | 6323.48                                |
|                       | Domal Slide PA80                    | 6321.18                        | 6322.48                                | 6323.48                                |
|                       | Domal Slide PA110 (anta da 72)      | 6321.55                        | 6322.52                                | 6323.52                                |
|                       | Domal Slide PA110 (anta da 82)      | 6321.55                        | N.D.                                   | N.D.                                   |
| IBLEA COLOR GROUP     | Ekü Vuerre 100 STT                  | 6321.18                        | 6322.48                                | 6323.48                                |
| INDINVEST             | Alpha 560 S                         | 6321.2                         | N.D.                                   | N.D.                                   |
|                       | Gold 650 S                          | 6321.4                         | 6322.7                                 | 6323.7                                 |
|                       | Gold 650 ST                         | 6321.4                         | 6322.7                                 | 6323.7                                 |
| MERCURI               | D60S                                | 6321.2                         | 6322.49                                | 6323.49                                |
| METRA                 | NC 60 Int.                          | 6321.1                         | N.D.                                   | N.D.                                   |
|                       | NC 60 STH                           | 6321.61                        | N.D.                                   | N.D.                                   |
|                       | NC 70 S                             | 6321.34                        | N.D.                                   | N.D.                                   |
|                       | NC90 Int.                           | 6321.32                        | N.D.                                   | N.D.                                   |
| OCMA                  | FC70 Parigi                         | 6321.2                         | N.D.                                   | N.D.                                   |
|                       | FC 80 Monaco                        | 6321.7                         | N.D.                                   | N.D.                                   |
| PASSERINI             | Skeit 60                            | 6321.1                         | N.D.                                   | N.D.                                   |
|                       | Skeit 60 super anta da 32           | 6321.6                         | 6322.46                                | 6323.46                                |
|                       | Skeit 60 super anta da 36           | 6321.8                         | 6322.6                                 | 6323.6                                 |
|                       | Skeit 60 super TH                   | 6321.4                         | 6322.6                                 | 6323.6                                 |
|                       | Skeit 70                            | 6321.5                         | 6322.47                                | 6323.47                                |
| PONZIO                | Sliding 600 (binari aperti)         | 6321.35                        | N.D.                                   | N.D.                                   |
|                       | Sliding 600 (binari chiusi)         | 6321.8                         | N.D.                                   | N.D.                                   |
|                       | Sliding 900                         | 6321.54                        | N.D.                                   | N.D.                                   |
|                       | Sliding 900 TT                      | 6321.54                        | N.D.                                   | N.D.                                   |
| RALOX                 | Ayrton 60                           | 6321.1                         | N.D.                                   | N.D.                                   |
|                       | Ayrton 60 TT                        | 6321.3                         | 6322.3                                 | 6323.3                                 |
| SAPA                  | Erre 50 S                           | 6321.12                        | 6322.12                                | 6323.12                                |
|                       | Win 65 S                            | 6321.8                         | 6322.42                                | 6323.42                                |
|                       | Win 65 STT                          | 6321.8                         | 6322.42                                | 6323.42                                |
|                       | Win 90 S                            | 6321.20                        | N.D.                                   | N.D.                                   |
|                       | Win 90 STT                          | 6321.20                        | N.D.                                   | N.D.                                   |
| TOMA                  | Atlantis 78 S                       | 6321.18                        | 6322.48                                | 6323.48                                |
|                       | Atlantis 78 STT                     | 6321.18                        | N.D.                                   | N.D.                                   |
| TP PROFILATI          | Ekos 60 STH                         | 6321.4                         | 6322.7                                 | 6323.7                                 |
| VARIE<br>VARIOUS      | Penta 60 s taglio a 45°             | 6321.1                         | N.D.                                   | N.D.                                   |
|                       | Penta 60 s taglio a 90°             | 6321.5                         | 6322.5                                 | 6323.5                                 |

# FAST LOCK INOX

## CHIUSURA MULTIPUNTO A MONTAGGIO RAPIDO PER SCORREVOLI

CHIUSURA MULTIPUNTO A MONTAGGIO RAPIDO PER SCORREVOLI | FAST MOUNTING MULTIPOINT CLOSURE FOR SLIDING UNITS | FERMETURE MULTIPOINTS A MONTAGE RAPIDE POUR COULISSANTS | CIERRE MULTIPUNTO DE MONTAJE RÁPIDO PARA CORREDERAS



Chiusura multipunto con incorporato il dispositivo di movimentazione. Chiusura, prolunga e riscontri in acciaio inox, camme e viti in acciaio zincato e clip in nylon.



Multipoint closure with movement mechanism inside. Closure, extension and plates in stainless steel, cams and screws in galvanized steel with nylon clips.



Fermeture multipoints avec dispositif de mouvement. Fermeture, prolonge et gâches en acier inox, cames et vis en acier zingué et clip en nylon.



Cierre multipunto con mecanismo de movimiento incluido. Cierre, extensión y cerraderos en acero inoxidable, placas y tornillos en acero galvanizado y clip de nylon.

### CONFEZIONAMENTO E FINITURE | PACKAGING AND FINISHES

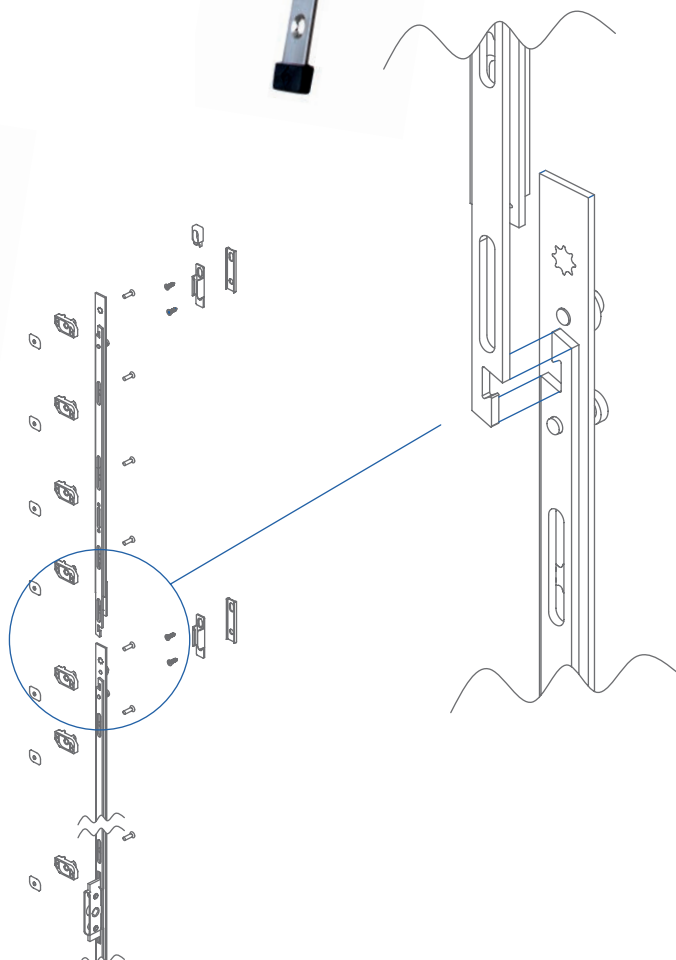
### CONDITIONNEMENT ET FINITIONS | EMBALAJE Y ACABADOS

| ART.  | 6380A   6381A   6382A<br>6384A   6390A   6391A<br>6392A   6394A   6387A | KIT CHIUSURA<br>TUTTI   ALL   TOUS   TODOS |   |   |   |   |             |
|---|---|--|---|---|---|---|-------------|
| Imballo   Package   Conditionnement   Embalaje  | 4 Pz  |  |   |   |   |   | 8 Kit       |
| Finiture disponibili   Available finishes<br>Finitions disponibles   Acabados disponibles | 1   | 2  | 3 | 4 | 5 | 6 | 1 2 3 4 5 6 |

| CHIUSURA FAST LOCK |           |                   |                     |         |
|--------------------|-----------|-------------------|---------------------|---------|
| ART.               | LUNGHEZZA | PUNTI DI CHIUSURA | ALTEZZA MINIMA ANTA | ENTRATA |
| 6380A              | 210 mm    | 1 punto           | 360 mm              | 15 mm   |
| 6381A              | 600 mm    | 2 punti           | 750 mm              | 15 mm   |
| 6382A              | 1000 mm   | 2 punti           | 1150 mm             | 15 mm   |
| 6384A              | 1800 mm   | 3 punti           | 1950 mm             | 15 mm   |
| 6390A              | 270 mm    | 1 punto           | 420 mm              | 7,5 mm  |
| 6391A              | 600 mm    | 2 punti           | 750 mm              | 7,5 mm  |
| 6392A              | 1000 mm   | 2 punti           | 1150 mm             | 7,5 mm  |
| 6394A              | 1800 mm   | 3 punti           | 1950 mm             | 7,5 mm  |

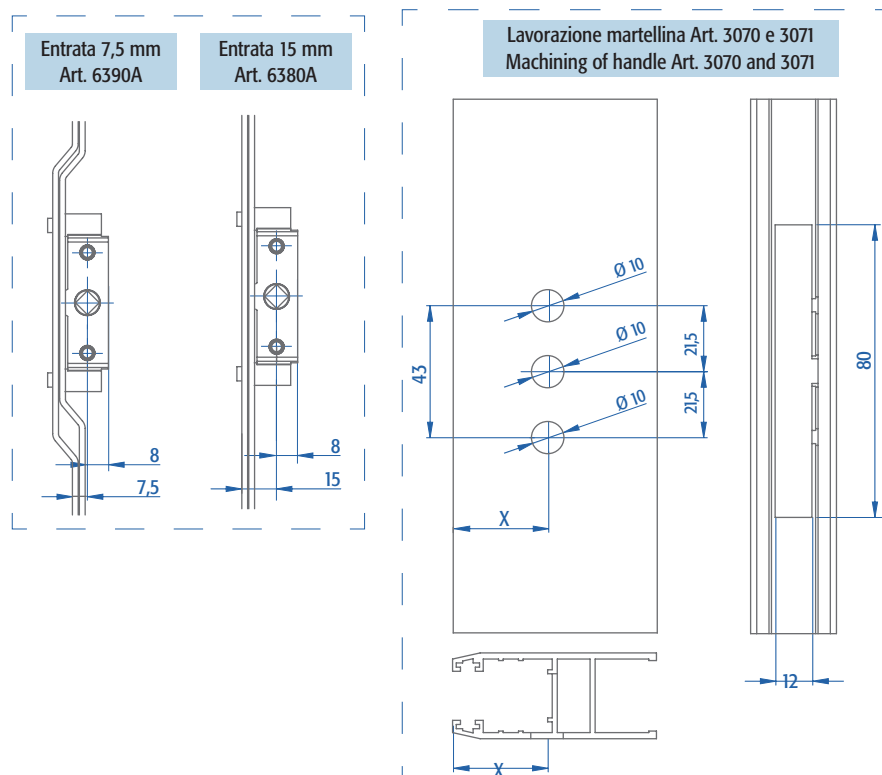
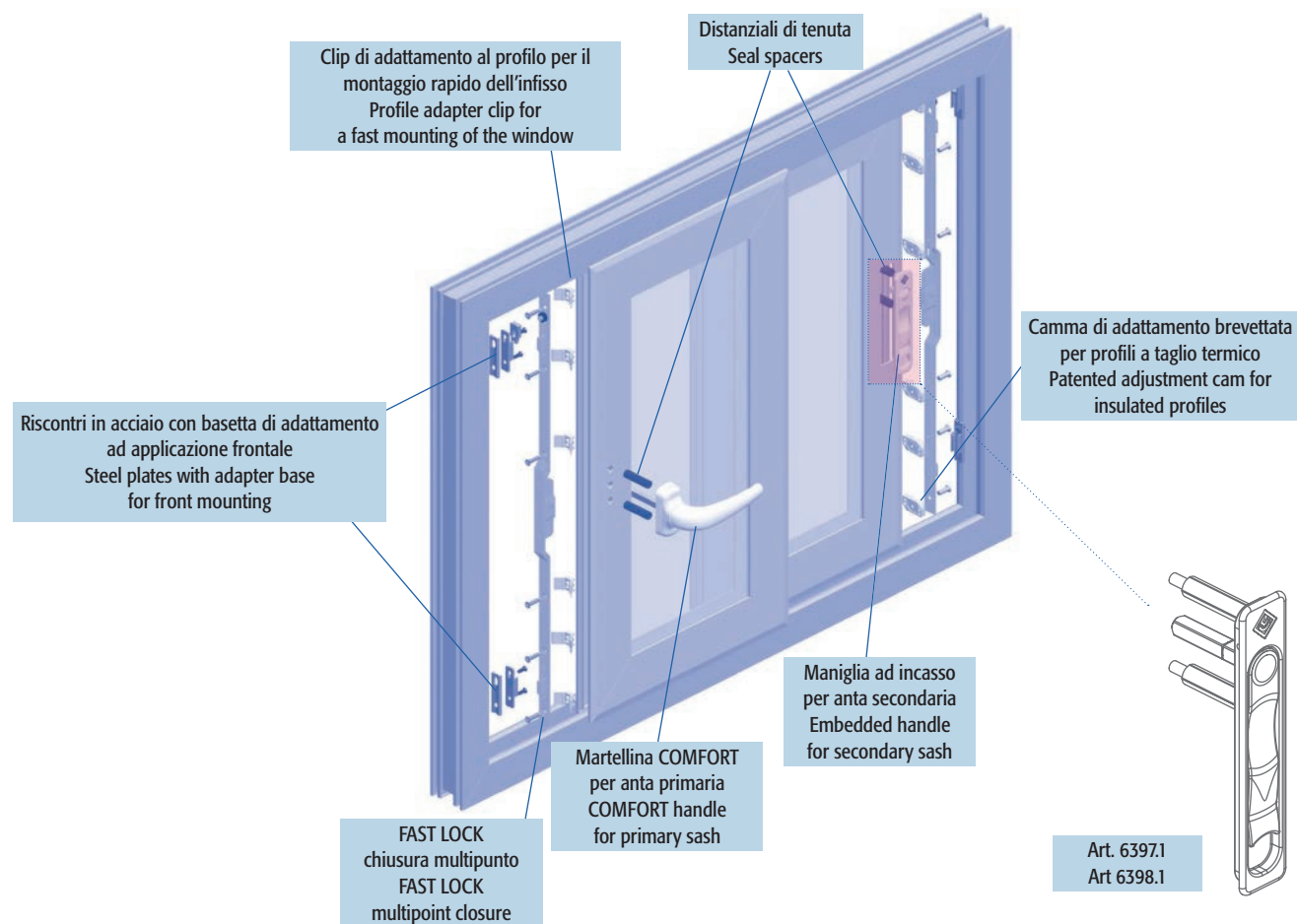
| PROLUNGA FAST LOCK |           |                   |
|--------------------|-----------|-------------------|
| ART.               | LUNGHEZZA | PUNTI DI CHIUSURA |
| 6387A              | 400 mm    | 1 punto           |

Prolunga



CONTINUA | CONTINUES | CONTINUE | CONTINÚA >

< SEGUE DALLA PAGINA PRECEDENTE | CONTINUED FROM PREVIOUS PAGE | SUIT DE LA PAGE PRECEDENTE | CONTINÚA DE LA PÁGINA ANTERIOR



CONTINUA | CONTINUES | CONTINUE | CONTINÚA >

&lt; SEGUE DALLA PAGINA PRECEDENTE | CONTINUED FROM PREVIOUS PAGE | SUIT DE LA PAGE PRECEDENTE | CONTINÚA DE LA PÁGINA ANTERIOR

| ADATTABILITÀ SU PROFILI IN ALLUMINIO   ADAPTABILITY ON ALUMINIUM PROFILES |                                   |  |                                   |                                   |                                   |                    |                    | MANIGLIE   HANDLES                            |   |
|---|-----------------------------------|--|-----------------------------------|-----------------------------------|-----------------------------------|--------------------|--------------------|---|---|
| ESTRUSORE<br>EXTRUDER   | SERIE<br>SERIES                   | KIT PER<br>ART.<br>6380A<br>6390A<br>6387A | KIT PER<br>ART.<br>6381A<br>6391A | KIT PER<br>ART.<br>6382A<br>6392A | KIT PER<br>ART.<br>6384A<br>6394A | X PER<br>ART. 639X | X PER<br>ART. 638X | MARTELLINA<br>COMFORT<br>MARTELINE<br>COMFORT | MANIGLIA AD<br>INCASSO<br>HANDLE<br>TO BE<br>EMBEDDED |
| ALCAN   | Abithal Runner                    | 6390A.2                                    | 6391A.2                           | 6392A.2                           | 6394A.2                           | 30                 | 37,5               | 3070  | 6397.1  |
|   | Abithal Runner 61 - 90<br>planare | 6390A.7                                    | 6391A.7                           | 6392A.7                           | 6394A.7                           | 32                 | n.a.               | 3070  | 6397.1  |
| ALEXIA  | Alexia Slide 650 S                | 6390A.20                                   | 6391A.20                          | 6392A.20                          | 6394A.20                          | 31,5               | 39                 | 3070  | 6397.1  |
|   | Alexia Slide 650 TT               | 6390A.20                                   | 6391A.20                          | 6392A.20                          | 6394A.20                          | 31,5               | 39                 | 3070  | 6397.1  |
| ALL.CO  | Export 60 S                       | 6390A.4                                    | 6391A.4                           | 6392A.4                           | 6394A.4                           | 28                 | n.a.               | 3070  | 6397.1  |
|   | KS50                              | 6390A.2                                    | 6391A.2                           | 6392A.2                           | 6394A.2                           | 31                 | n.a.               | 3070  | 6397.1  |
|   | Triall.co 65                      | 6390A.20                                   | 6391A.20                          | 6392A.20                          | 6394A.20                          | 31,5               | 39                 | 3070  | 6397.1  |
|   | Triall.co 65 TT                   | 6390A.20                                   | 6391A.20                          | 6392A.20                          | 6394A.20                          | 31,5               | 39                 | 3070  | 6397.1  |
| ALUK GROUP  | SC 70N                            | 6390A.2                                    | 6391A.2                           | 6392A.2                           | 6394A.2                           | 31                 | n.a.               | 3070  | 6397.1  |
|   | SC 95N                            | 6390A.39                                   | 6391A.39                          | 6392A.39                          | 6394A.39                          | 29                 | 36                 | 3070  | 6397.1  |
|   | SC 95TT                           | 6390A.39                                   | 6391A.39                          | 6392A.39                          | 6394A.39                          | 29                 | 36                 | 3070  | 6397.1  |
| ALUMEC  | ZN7 - 32                          | 6390A.6                                    | 6391A.6                           | 6392A.6                           | 6394A.6                           | 30                 | 38                 | 3070  | 6397.1  |
|   | ZN7 - 41 TT                       | 6390A.1                                    | 6391A.1                           | 6392A.1                           | 6394A.1                           | 31                 | 38                 | 3071  | 6398.1  |
| CLL   | Tecno 70 Slide TT                 | 6390A.31                                   | 6391A.31                          | 6392A.31                          | 6394A.31                          | 30                 | 37,5               | 3070  | 6397.1  |
|   | Tecno 90 Slide TT                 | 6390A.30                                   | 6391A.30                          | 6392A.30                          | 6394A.30                          | 29                 | 36,5               | 3071  | 6398.1  |
| DFV   | Classic Slide 650 S               | 6390A.20                                   | 6391A.20                          | 6392A.20                          | 6394A.20                          | 31,5               | 39                 | 3070  | 6397.1  |
|   | Classic Slide 650 TT              | 6390A.20                                   | 6391A.20                          | 6392A.20                          | 6394A.20                          | 31,5               | 39                 | 3070  | 6397.1  |
| EQUIPE  | Sistemi 8000 S                    | 6390A.4                                    | 6391A.4                           | 6392A.4                           | 6394A.4                           | 29,5               | n.a.               | 3070  | 6397.1  |
| ETA   | Eta 48 S                          | 6390A.7                                    | 6391A.7                           | 6392A.7                           | 6394A.7                           | 29                 | 36,5               | 3070  | 6397.1  |
|   | Start 900 S                       | 6390A.20                                   | 6391A.20                          | 6392A.20                          | 6394A.20                          | 31,5               | 39                 | 3070  | 6397.1  |
|   | Start 900 STT                     | 6390A.20                                   | 6391A.20                          | 6392A.20                          | 6394A.20                          | 31,5               | 39                 | 3070  | 6397.1  |
| ETNALL  | TT SC 80                          | 6390A.20                                   | 6391A.20                          | 6392A.20                          | 6394A.20                          | 31,5               | 39                 | 3070  | 6397.1  |
|   | 40000                             | 6390A.4                                    | 6391A.4                           | 6392A.4                           | 6394A.4                           | 29,5               | n.a.               | 3070  | 6397.1  |
|   | 40600                             | 6390A.20                                   | 6391A.20                          | 6392A.20                          | 6394A.20                          | 31,5               | 39                 | 3070  | 6397.1  |
| GASTALDELLO<br>SISTEMI  | EUROline 60 SN                    | 6390A.26                                   | 6391A.26                          | 6392A.26                          | 6394A.26                          | 31                 | 38,5               | 3070  | 6397.1  |
|   | EUROline 90 SN                    | 6390A.42                                   | 6391A.42                          | 6392A.42                          | 6394A.42                          | 30                 | 37,5               | 3071  | 6398.1  |
| HYDRO   | Domal 40 S                        | 6390A.4                                    | 6391A.4                           | 6392A.4                           | 6394A.4                           | 31,5               | n.a.               | 3070  | 6397.1  |
|   | Domal Slide 56 (anta<br>26255)    | 6390A.5                                    | 6391A.5                           | 6392A.5                           | 6394A.5                           | 30                 | 37,5               | 3070  | 6397.1  |
|   | Domal Slide 80                    | 6390A.1                                    | 6391A.1                           | 6392A.1                           | 6394A.1                           | 30                 | 37,5               | 3071  | 6398.1  |
|   | Domal Slide PA 80                 | 6390A.1                                    | 6391A.1                           | 6392A.1                           | 6394A.1                           | 30                 | 37,5               | 3071  | 6398.1  |
| IBLEA COLOR<br>GROUP  | Eku Vuerre 100 STT                | 6390A.59                                   | 6391A.59                          | 6392A.59                          | 6394A.59                          | 30                 | 37,5               | 3071  | 6398.1  |
| INDINVEST   | Alpha 560                         | 6390A.2                                    | 6391A.2                           | 6392A.2                           | 6394A.2                           | 31                 | n.a.               | 3070  | 6397.1  |
|   | Gold 650 S                        | 6390A.20                                   | 6391A.20                          | 6392A.20                          | 6394A.20                          | 31                 | 38,5               | 3070  | 6397.1  |
|   | Gold 650 ST                       | 6390A.20                                   | 6391A.20                          | 6392A.20                          | 6394A.20                          | 31                 | 38,5               | 3070  | 6397.1  |
| METRA   | NC 60 Int.                        | 6390A.4                                    | 6391A.4                           | 6392A.4                           | 6394A.4                           | 31,5               | n.a.               | 3070  | 6397.1  |
|   | NC 60 STH                         | 6390A.24                                   | 6391A.24                          | 6392A.24                          | 6394A.24                          | 28,5               | 36                 | 3070  | 6397.1  |
|   | NC 70 S                           | 6390A.25                                   | 6391A.25                          | 6392A.25                          | 6394A.25                          | 29                 | 36,5               | 3070  | 6397.1  |
| PASSERINI   | Skeit 60                          | 6390A.2                                    | 6391A.2                           | 6392A.2                           | 6394A.2                           | 31                 | n.a.               | 3070  | 6397.1  |
|   | Skeit 60 super (anta<br>da 32)    | 6390A.2                                    | 6391A.2                           | 6392A.2                           | 6394A.2                           | 31                 | n.a.               | 3070  | 6397.1  |
|   | Skeit 60 super (anta<br>da 36)    | 6390A.5                                    | 6391A.5                           | 6392A.5                           | 6394A.5                           | 32                 | 39,5               | 3070  | 6397.1  |
|   | Skeit 60 super TH                 | 6390A.23                                   | 6391A.23                          | 6392A.23                          | 6394A.23                          | 30                 | 37,5               | 3070  | 6397.1  |
|   | Skeit 70                          | 6390A.9                                    | 6391A.9                           | 6392A.9                           | 6394A.9                           | 31                 | n.a.               | 3070  | 6397.1  |
| PONZIO  | Sliding 600 (binari aperti)       | 6390A.26                                   | 6391A.26                          | 6392A.26                          | 6394A.26                          | 31                 | 38,5               | 3070  | 6397.1  |
|   | Sliding 600 (binari chiusi)       | 6390A.5                                    | 6391A.5                           | 6392A.5                           | 6394A.5                           | 32,5               | 40                 | 3070  | 6397.1  |

CONTINUA | CONTINUES | CONTINUE | CONTINÚA &gt;

&lt; SEGUE DALLA PAGINA PRECEDENTE | CONTINUED FROM PREVIOUS PAGE | SUIT DE LA PAGE PRECEDENTE | CONTINÚA DE LA PÁGINA ANTERIOR

| ADATTABILITÀ SU PROFILI IN ALLUMINIO   ADAPTABILITY ON ALUMINIUM PROFILES |                         |  |                                   |                                   |                                   |                    |                    | MANIGLIE   HANDLES                            |   |
|---|-------------------------|--|-----------------------------------|-----------------------------------|-----------------------------------|--------------------|--------------------|---|---|
| ESTRUSORE<br>EXTRUDER   | SERIE<br>SERIES         | KIT PER<br>ART.<br>6380A<br>6390A<br>6387A | KIT PER<br>ART.<br>6381A<br>6391A | KIT PER<br>ART.<br>6382A<br>6392A | KIT PER<br>ART.<br>6384A<br>6394A | X PER<br>ART. 639X | X PER<br>ART. 638X | MARTELLINA<br>COMFORT<br>MARTELINE<br>COMFORT | MANIGLIA AD<br>INCASSO<br>HANDLE<br>TO BE<br>EMBEDDED |
| PONZIO  | Sliding 900             | 6390A.42                                   | 6391A.42                          | 6392A.42                          | 6394A.42                          | 30                 | 37,5               | 3071  | 6398.1  |
|   | Sliding 900 TT          | 6390A.42                                   | 6391A.42                          | 6392A.42                          | 6394A.42                          | 30                 | 37,5               | 3071  | 6398.1  |
| PROFILATI   | PE 60 Slide             | 6390A.2                                    | 6391A.2                           | 6392A.2                           | 6394A.2                           | 30,5               | n.a.               | 3070  | 6397.1  |
|   | PE 70 Slide             | 6390A.21                                   | 6391A.21                          | 6392A.21                          | 6394A.21                          | 32                 | 39,5               | 3070  | 6397.1  |
|   | PE 70 Slide TT          | 6390A.21                                   | 6391A.21                          | 6392A.21                          | 6394A.21                          | 32                 | 39,5               | 3070  | 6397.1  |
| RALOX   | Ayrton 60               | 6390A.2                                    | 6391A.2                           | 6392A.2                           | 6394A.2                           | 32,5               | n.a.               | 3070  | 6397.1  |
|   | Ayrton 60 TT            | 6390A.27                                   | 6391A.27                          | 6392A.27                          | 6394A.27                          | 32                 | 39,5               | 3070  | 6397.1  |
| SAPA  | Win 65S                 | 6390A.21                                   | 6391A.21                          | 6392A.21                          | 6394A.21                          | 31,5               | 39                 | 3070  | 6397.1  |
|   | Win 65S TT              | 6390A.21                                   | 6391A.21                          | 6392A.21                          | 6394A.21                          | 31,5               | 39                 | 3070  | 6397.1  |
|   | Win 90S                 | 6390A.41                                   | 6391A.41                          | 6392A.41                          | 6394A.41                          | 30,5               | 38                 | 3071  | 6398.1  |
|   | Win 90S TT              | 6390A.41                                   | 6391A.41                          | 6392A.41                          | 6394A.41                          | 30,5               | 38                 | 3071  | 6398.1  |
| TOMA  | Atlantis 78 S           | 6390A.11                                   | 6391A.11                          | 6392A.11                          | 6394A.11                          | 30                 | 37,5               | 3071  | 6398.1  |
| TP PROFILATI  | Ekos 60 STH             | 6390A.20                                   | 6391A.20                          | 6392A.20                          | 6394A.20                          | 31                 | 38,5               | 3070  | 6397.1  |
| VARIE<br>VARIOUS  | Penta 60/s taglio a 45° | 6390A.9                                    | 6391A.9                           | 6392A.9                           | 6394A.9                           | 31                 | n.a.               | 3070  | 6397.1  |

| ADATTABILITÀ SU PROFILI ALLUMINIO LEGNO   ADAPTABILITY ON ALUMINIUM-WOOD PROFILES |                          |  |                                   |                                   |                                   |                    |                    | MANIGLIE   HANDLES                            |   |
|---|--------------------------|--|-----------------------------------|-----------------------------------|-----------------------------------|--------------------|--------------------|---|---|
| ESTRUSORE<br>EXTRUDER   | SERIE<br>SERIES          | KIT PER<br>ART.<br>6380A<br>6390A<br>6387A | KIT PER<br>ART.<br>6381A<br>6391A | KIT PER<br>ART.<br>6382A<br>6392A | KIT PER<br>ART.<br>6384A<br>6394A | X PER<br>ART. 639X | X PER<br>ART. 638X | MARTELLINA<br>COMFORT<br>MARTELINE<br>COMFORT | MANIGLIA AD<br>INCASSO<br>HANDLE<br>TO BE<br>EMBEDDED |
| ALCAN   | Abithal Euro Runner Wood | 6390A.5                                    | 6391A.5                           | 6392A.5                           | 6394A.5                           | 29                 | 36,5               | 3071  | 6398.1  |
|   | Abithal Runner Wood      | 6390A.7                                    | 6391A.7                           | 6392A.7                           | 6394A.7                           | 31,5               | 39                 | 3071  | 6398.1  |
| ALL.CO  | All.co Wood S            | 6390A.20                                   | 6391A.20                          | 6392A.20                          | 6394A.20                          | 31,5               | 39                 | 3071  | 6398.1  |
| ETA   | Start 1000 WS            | 6390A.20                                   | 6391A.20                          | 6392A.20                          | 6394A.20                          | 31,5               | 39                 | 3071  | 6398.1  |
| HYDRO   | Domal Wood Slide         | 6390A.4                                    | 6391A.4                           | 6392A.4                           | 6394A.4                           | 31,5               | n.a.               | 3071  | 6398.1  |
| IBLEA COLOR GROUP   | Eku Vuerre 100 SWTT      | 6390A.59                                   | 6391A.59                          | 6392A.59                          | 6394A.59                          | 30                 | 37,5               | 3071  | 6398.1  |
| INDINVEST   | Gold Country S           | 6390A.20                                   | 6391A.20                          | 6392A.20                          | 6394A.20                          | 31                 | 38,5               | 3071  | 6398.1  |
| MEXALL  | MX 80S                   | 6390A.4                                    | 6391A.4                           | 6392A.4                           | 6394A.4                           | 31,5               | n.a.               | 3071  | 6398.1  |
| PROFILATI   | Eku Woodart Slide        | 6390A.21                                   | 6391A.21                          | 6392A.21                          | 6394A.21                          | 32                 | 39,5               | 3071  | 6398.1  |
| SPI   | Dual                     | 6390A.10                                   | 6391A.10                          | 6392A.10                          | 6394A.10                          | 30,5               | 38                 | 3071  | 6398.1  |
| STARWOOD  | Starpur SW 75 S          | 6390A.2                                    | 6391A.2                           | 6392A.2                           | 6394A.2                           | 31,5               | 39                 | 3071  | 6398.1  |
| TOMA  | Atlantis Wood            | 6390A.8                                    | 6391A.8                           | 6392A.8                           | 6394A.8                           | 33                 | 40,5               | 3071  | 6398.1  |
|   | Atlantis Wood S TT       | 6390A.8                                    | 6391A.8                           | 6392A.8                           | 6394A.8                           | 33                 | 40,5               | 3071  | 6398.1  |
| TP PROFILATI  | Ekos 70STHW              | 6390A.20                                   | 6391A.20                          | 6392A.20                          | 6394A.20                          | 31                 | 38,5               | 3071  | 6398.1  |
| VARIE<br>VARIOUS  | Penta Wood 60            | 6390A.2                                    | 6391A.2                           | 6392A.2                           | 6394A.2                           | 32                 | n.a.               | 3071  | 6398.1  |
|   | Zaffiro                  | 6390A.7                                    | 6391A.7                           | 6392A.7                           | 6394A.7                           | 31,5               | 39                 | 3071  | 6398.1  |

n.a. = Profili non adattabili alle fast Lock entrata 15 mm art. 638X  
n.a. = Profiles not suitable for Fast Lock backset 15mm art. 638X  
n.a. = Profils non adaptables aux Fast Lock entrée 15 mm art. 638X  
n.a. = Perfiles no adaptables a las Fast Lock entrada 15 mm art. 638X



# FAST LOCK

## CHIUSURA MULTIPUNTO A MONTAGGIO RAPIDO PER SCORREVOLI

CHIUSURA MULTIPUNTO A MONTAGGIO RAPIDO PER SCORREVOLI | FAST MOUNTING MULTIPOINT CLOSURE FOR SLIDING UNITS | FERMETURE MULTIPOINTS A MONTAGE RAPIDE POUR COULISSANTS | CIERRE MULTIPUNTO DE MONTAJE RÁPIDO PARA CORREDERAS



Chiusura multipunto con incorporato il dispositivo di movimentazione. Chiusura, riscontri, camme e viti sono in acciaio zincato e clip in nylon



Multipoint closure with built-in moving end. Closure, plates, cams and screws are made of galvanized steel with nylon clips.



Fermeture multipoints avec dispositif de mouvement. Fermeture, gâches, et vis sont en acier zingué et clip en nylon.



Cierre multipunto con mecanismo para movimiento incluido. Cierre, cerraderos, placas y tornillos de acero galvanizado y clip de nylon.

### CONFEZIONAMENTO E FINITURE | PACKAGING AND FINISHES

### CONDITIONNEMENT ET FINITIONS | EMBALAJE Y ACABADOS

| ART.  | 6380   6381   6382   6384<br>6390   6391   6392   6394 | KIT CHIUSURA<br>TUTTI   ALL   TOUS   TODOS |  |  |  |
|---|--|--|--|--|--|
| Imballo   Package   Conditionnement   Embalaje  | 4 Pz   | 8 Kit                                      |  |  |  |
| Finiture disponibili   Available finishes<br>Finitions disponibles   Acabados disponibles | 1 2 3 4 5 6  | 1 2 3 4 5 6                                |  |  |  |

| CHIUSURA FAST LOCK   FAST LOCK CLOSURE |                     |                                     |  |                  |
|--|---------------------|-------------------------------------|--|------------------|
| ART.                                   | LUNGHEZZA<br>LENGTH | PUNTI DI CHIUSURA<br>CLOSURE POINTS | ALTEZZA MINIMA ANTA<br>MINIMUM SHUTTER<br>HEIGHT | ENTRATA<br>DEPTH |
| 6380                                   | 210 mm              | 1 punto                             | 360 mm   | 15 mm            |
| 6381                                   | 600 mm              | 2 punti                             | 750 mm   | 15 mm            |
| 6382                                   | 1000 mm             | 2 punti                             | 1150 mm  | 15 mm            |
| 6384                                   | 1800 mm             | 3 punti                             | 1950 mm  | 15 mm            |
| 6390                                   | 270 mm              | 1 punto                             | 420 mm   | 7,5 mm           |
| 6391                                   | 600 mm              | 2 punti                             | 750 mm   | 7,5 mm           |
| 6392                                   | 1000 mm             | 2 punti                             | 1150 mm  | 7,5 mm           |
| 6394                                   | 1800 mm             | 3 punti                             | 1950 mm  | 7,5 mm           |

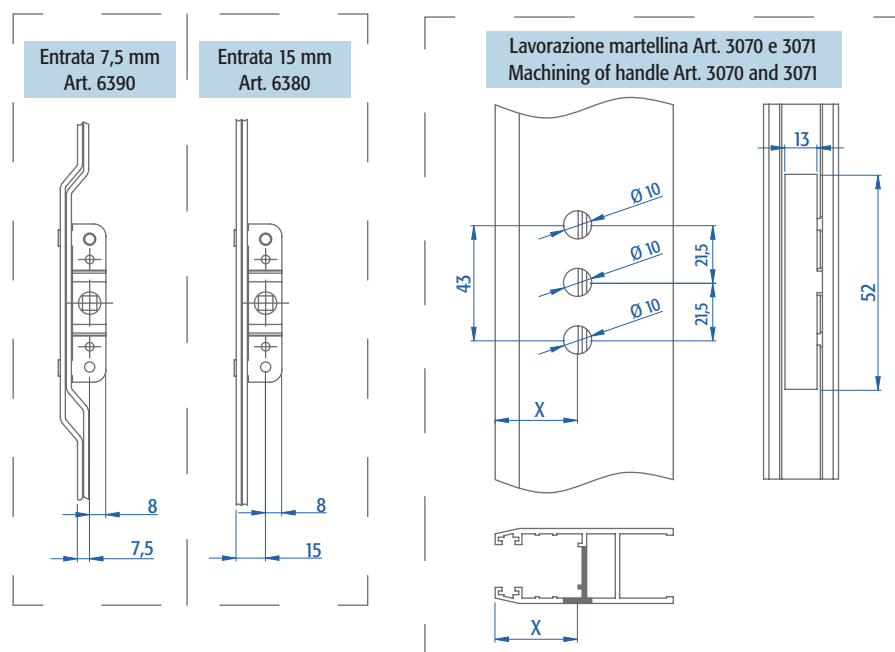
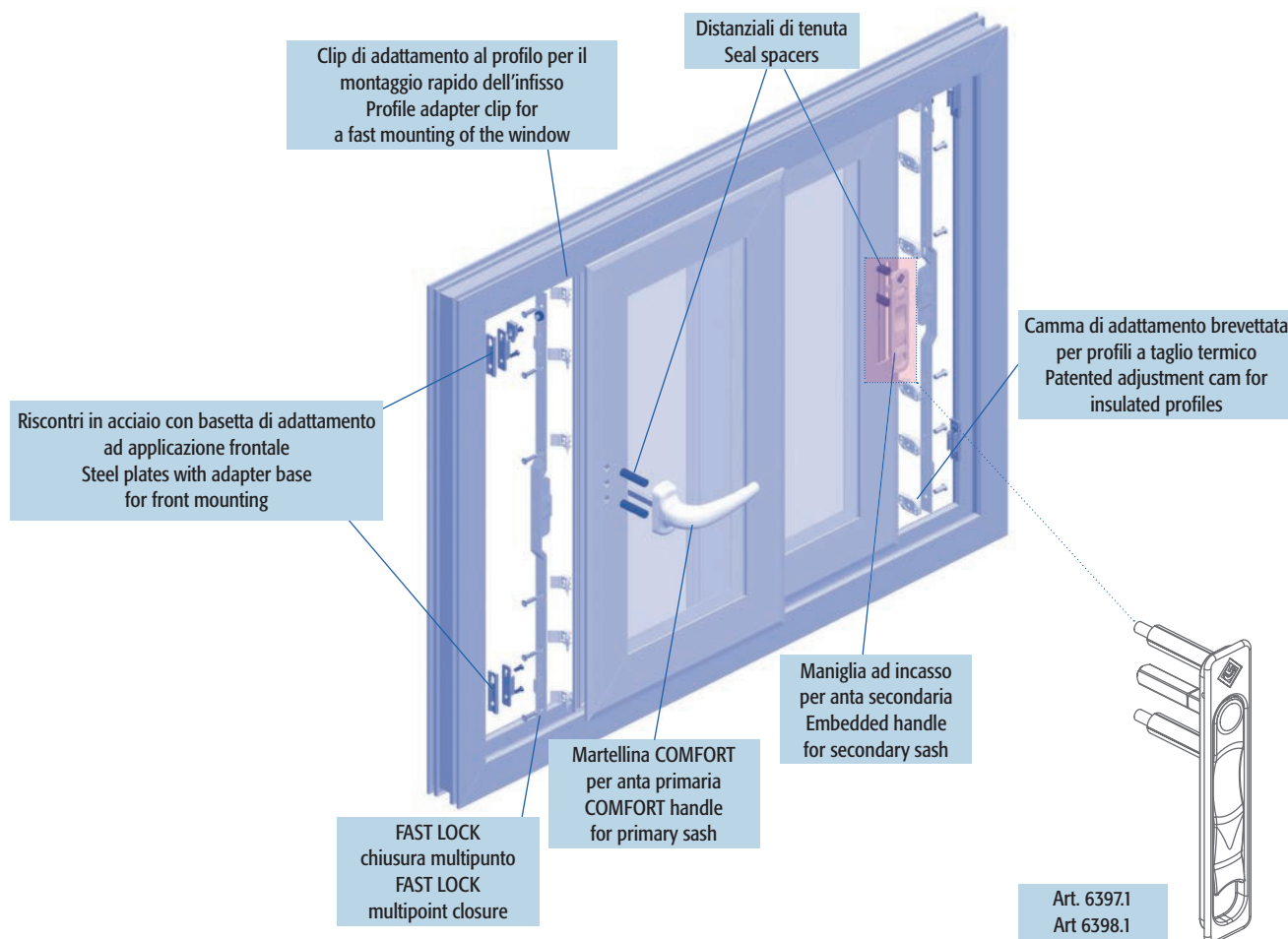


Kit di assemblaggio e chiusura (brevettato)  
Kit of closing and assembling (patented)



CONTINUA | CONTINUES | CONTINUE | CONTINÚA >

< SEGUE DALLA PAGINA PRECEDENTE | CONTINUED FROM PREVIOUS PAGE | SUIT DE LA PAGE PRECEDENTE | CONTINÚA DE LA PÁGINA ANTERIOR



CONTINUA | CONTINUES | CONTINUE | CONTINÚA >

&lt; SEGUE DALLA PAGINA PRECEDENTE | CONTINUED FROM PREVIOUS PAGE | SUIT DE LA PAGE PRECEDENTE | CONTINÚA DE LA PÁGINA ANTERIOR

| ADATTABILITÀ SU PROFILI IN ALLUMINIO   ADAPTABILITY ON ALUMINIUM PROFILES |                                   |                                |                                |                                |                                |                       |                       | MANIGLIE                                      | HANDLES   |
|---|-----------------------------------|--------------------------------|--------------------------------|--------------------------------|--------------------------------|-----------------------|-----------------------|---|---|
| ESTRUSORE<br>EXTRUDER   | SERIE<br>SERIES                   | KIT PER ART.<br>6380A<br>6390A | KIT PER ART.<br>6381A<br>6391A | KIT PER ART.<br>6382A<br>6392A | KIT PER ART.<br>6384A<br>6394A | X PER<br>ART.<br>639X | X PER<br>ART.<br>638X | MARTELLINA<br>COMFORT<br>MARTELINE<br>COMFORT | MANIGLIA<br>AD INCASSO<br>HANDLE<br>TO BE<br>EMBEDDED |
| ALCAN   | Abithal Runner                    | 6390A.2                        | 6391A.2                        | 6392A.2                        | 6394A.2                        | 30                    | 37,5                  | 3070  | 6397.1  |
|   | Abithal Runner 61 - 90<br>planare | 6390A.7                        | 6391A.7                        | 6392A.7                        | 6394A.7                        | 32                    | n.a.                  | 3070  | 6397.1  |
| ALEXIA  | Alexia Slide 650 S                | 6390A.20                       | 6391A.20                       | 6392A.20                       | 6394A.20                       | 31,5                  | 39                    | 3070  | 6397.1  |
|   | Alexia Slide 650 TT               | 6390A.20                       | 6391A.20                       | 6392A.20                       | 6394A.20                       | 31,5                  | 39                    | 3070  | 6397.1  |
| ALL.CO  | Export 60 S                       | 6390A.4                        | 6391A.4                        | 6392A.4                        | 6394A.4                        | 28                    | n.a.                  | 3070  | 6397.1  |
|   | KS50                              | 6390A.2                        | 6391A.2                        | 6392A.2                        | 6394A.2                        | 31                    | n.a.                  | 3070  | 6397.1  |
|   | Triall.co 65                      | 6390A.20                       | 6391A.20                       | 6392A.20                       | 6394A.20                       | 31,5                  | 39                    | 3070  | 6397.1  |
|   | Triall.co 65 TT                   | 6390A.20                       | 6391A.20                       | 6392A.20                       | 6394A.20                       | 31,5                  | 39                    | 3070  | 6397.1  |
| ALUK GROUP  | SC 70N                            | 6390A.2                        | 6391A.2                        | 6392A.2                        | 6394A.2                        | 31                    | n.a.                  | 3070  | 6397.1  |
|   | SC 95N                            | 6390A.39                       | 6391A.39                       | 6392A.39                       | 6394A.39                       | 29                    | 36                    | 3070  | 6397.1  |
|   | SC 95TT                           | 6390A.39                       | 6391A.39                       | 6392A.39                       | 6394A.39                       | 29                    | 36                    | 3070  | 6397.1  |
| ALUMEC  | ZN7 - 32                          | 6390A.6                        | 6391A.6                        | 6392A.6                        | 6394A.6                        | 30                    | 38                    | 3070  | 6397.1  |
|   | ZN7 - 41 TT                       | 6390A.1                        | 6391A.1                        | 6392A.1                        | 6394A.1                        | 31                    | 38                    | 3071  | 6398.1  |
| CLL   | Tecno 70 Slide TT                 | 6390A.31                       | 6391A.31                       | 6392A.31                       | 6394A.31                       | 30                    | 37,5                  | 3070  | 6397.1  |
|   | Tecno 90 Slide TT                 | 6390A.30                       | 6391A.30                       | 6392A.30                       | 6394A.30                       | 29                    | 36,5                  | 3071  | 6398.1  |
| DFV   | Classic Slide 650 S               | 6390A.20                       | 6391A.20                       | 6392A.20                       | 6394A.20                       | 31,5                  | 39                    | 3070  | 6397.1  |
|   | Classic Slide 650 TT              | 6390A.20                       | 6391A.20                       | 6392A.20                       | 6394A.20                       | 31,5                  | 39                    | 3070  | 6397.1  |
| EQUIPE  | Sistemi 8000 S                    | 6390A.4                        | 6391A.4                        | 6392A.4                        | 6394A.4                        | 29,5                  | n.a.                  | 3070  | 6397.1  |
| ETA   | Eta 48 S                          | 6390A.7                        | 6391A.7                        | 6392A.7                        | 6394A.7                        | 29                    | 36,5                  | 3070  | 6397.1  |
|   | Start 410 S                       | 6390A.4                        | 6391A.4                        | 6392A.4                        | 6394A.4                        | 29,5                  | n.a.                  | 3070  | 6397.1  |
|   | Start 900 S                       | 6390A.20                       | 6391A.20                       | 6392A.20                       | 6394A.20                       | 31,5                  | 39                    | 3070  | 6397.1  |
|   | Start 900 STT                     | 6390A.20                       | 6391A.20                       | 6392A.20                       | 6394A.20                       | 31,5                  | 39                    | 3070  | 6397.1  |
| EKU Sistemi<br>(Gruppo Profilati)   | PE 60 Slide                       | 6390A.2                        | 6391A.2                        | 6392A.2                        | 6394A.2                        | 30,5                  | n.a.                  | 3070  | 6397.1  |
|   | PE 70 Slide                       | 6390A.21                       | 6391A.21                       | 6392A.21                       | 6394A.21                       | 32                    | 39,5                  | 3070  | 6397.1  |
|   | PE 70 Slide TT                    | 6390A.21                       | 6391A.21                       | 6392A.21                       | 6394A.21                       | 32                    | 39,5                  | 3070  | 6397.1  |
| ETNALL  | TT SC 80                          | 6390A.20                       | 6391A.20                       | 6392A.20                       | 6394A.20                       | 31,5                  | 39                    | 3070  | 6397.1  |
|   | 40000                             | 6390A.4                        | 6391A.4                        | 6392A.4                        | 6394A.4                        | 31,5                  | n.a.                  | 3070  | 6397.1  |
|   | 40600                             | 6390A.20                       | 6391A.20                       | 6392A.20                       | 6394A.20                       | 31,5                  | 39                    | 3070  | 6397.1  |
| GASTALDELLO<br>SISTEMI  | EUROline 60 SN                    | 6390A.26                       | 6391A.26                       | 6392A.26                       | 6394A.26                       | 31                    | 38,5                  | 3070  | 6397.1  |
|   | EUROline 90 SN                    | 6390A.42                       | 6391A.42                       | 6392A.42                       | 6394A.42                       | 30                    | 37,5                  | 3071  | 6398.1  |
| HYDRO   | Domal 40 S                        | 6390A.4                        | 6391A.4                        | 6392A.4                        | 6394A.4                        | 31,5                  | n.a.                  | 3070  | 6397.1  |
|   | Domal Slide 56 (anta<br>26255)    | 6390A.5                        | 6391A.5                        | 6392A.5                        | 6394A.5                        | 30                    | 37,5                  | 3070  | 6397.1  |
|   | Domal Slide 80                    | 6390A.1                        | 6391A.1                        | 6392A.1                        | 6394A.1                        | 30                    | 37,5                  | 3071  | 6398.1  |
|   | Domal Slide PA 80                 | 6390A.1                        | 6391A.1                        | 6392A.1                        | 6394A.1                        | 30                    | 37,5                  | 3071  | 6398.1  |
| IBLEA COLOR<br>GROUP  | Eku Vuerre 100 STT                | 6390A.59                       | 6391A.59                       | 6392A.59                       | 6394A.59                       | 30                    | 37,5                  | 3071  | 6398.1  |
| INDINVEST   | Alpha 560                         | 6390A.2                        | 6391A.2                        | 6392A.2                        | 6394A.2                        | 31                    | n.a.                  | 3070  | 6397.1  |
|   | Gold 650 S                        | 6390A.20                       | 6391A.20                       | 6392A.20                       | 6394A.20                       | 31                    | 38,5                  | 3070  | 6397.1  |
|   | Gold 650 ST                       | 6390A.20                       | 6391A.20                       | 6392A.20                       | 6394A.20                       | 31                    | 38,5                  | 3070  | 6397.1  |
| METRA   | NC 60 Int.                        | 6390A.4                        | 6391A.4                        | 6392A.4                        | 6394A.4                        | 31,5                  | n.a.                  | 3070  | 6397.1  |
|   | NC 60 STH                         | 6390A.24                       | 6391A.24                       | 6392A.24                       | 6394A.24                       | 28,5                  | 36                    | 3070  | 6397.1  |
|   | NC 70 S                           | 6390A.25                       | 6391A.25                       | 6392A.25                       | 6394A.25                       | 29                    | 36,5                  | 3070  | 6397.1  |
| PASSERINI   | Skeit 60                          | 6390A.2                        | 6391A.2                        | 6392A.2                        | 6394A.2                        | 31                    | n.a.                  | 3070  | 6397.1  |
|   | Skeit 60 super (anta da 32)       | 6390A.2                        | 6391A.2                        | 6392A.2                        | 6394A.2                        | 31                    | n.a.                  | 3070  | 6397.1  |
|   | Skeit 60 super (anta da 36)       | 6390A.5                        | 6391A.5                        | 6392A.5                        | 6394A.5                        | 32                    | 39,5                  | 3070  | 6397.1  |
|   | Skeit 60 super TH                 | 6390A.23                       | 6391A.23                       | 6392A.23                       | 6394A.23                       | 30                    | 37,5                  | 3070  | 6397.1  |
|   | Skeit 70                          | 6390A.9                        | 6391A.9                        | 6392A.9                        | 6394A.9                        | 31                    | n.a.                  | 3070  | 6397.1  |

CONTINUA | CONTINUES | CONTINUE | CONTINÚA &gt;

&lt; SEGUE DALLA PAGINA PRECEDENTE | CONTINUED FROM PREVIOUS PAGE | SUIT DE LA PAGE PRECEDENTE | CONTINÚA DE LA PÁGINA ANTERIOR

| ADATTABILITÀ SU PROFILI IN ALLUMINIO   ADAPTABILITY ON ALUMINIUM PROFILES |                             |                                |                                |                                |                                |                       |                       | MANIGLIE                                      | HANDLES   |
|---|-----------------------------|--------------------------------|--------------------------------|--------------------------------|--------------------------------|-----------------------|-----------------------|---|---|
| ESTRUSORE<br>EXTRUDER   | SERIE<br>SERIES             | KIT PER ART.<br>6380A<br>6390A | KIT PER ART.<br>6381A<br>6391A | KIT PER ART.<br>6382A<br>6392A | KIT PER ART.<br>6398A<br>6394A | X PER<br>ART.<br>639X | X PER<br>ART.<br>638X | MARTELLINA<br>COMFORT<br>MARTELINE<br>COMFORT | MANIGLIA<br>AD INCASSO<br>HANDLE<br>TO BE<br>EMBEDDED |
| PONZIO  | Sliding 600 (binari aperti) | 6390A.26                       | 6391A.26                       | 6392A.26                       | 6394A.26                       | 31                    | 38,5                  | 3070  | 6397.1  |
|   | Sliding 600 (binari chiusi) | 6390A.5                        | 6391A.5                        | 6392A.5                        | 6394A.5                        | 32,5                  | 40                    | 3070  | 6397.1  |
|   | Sliding 900                 | 6390A.42                       | 6391A.42                       | 6392A.42                       | 6394A.42                       | 30                    | 37,5                  | 3071  | 6398.1  |
|   | Sliding 900 TT              | 6390A.42                       | 6391A.42                       | 6392A.42                       | 6394A.42                       | 30                    | 37,5                  | 3071  | 6398.1  |
| RALOX   | Ayrton 60                   | 6390A.2                        | 6391A.2                        | 6392A.2                        | 6394A.2                        | 32,5                  | n.a.                  | 3070  | 6397.1  |
|   | Ayrton 60 TT                | 6390A.27                       | 6391A.27                       | 6392A.27                       | 6394A.27                       | 32                    | 39,5                  | 3070  | 6397.1  |
| SAPA  | Win 65S                     | 6390A.21                       | 6391A.21                       | 6392A.21                       | 6394A.21                       | 31,5                  | 39                    | 3070  | 6397.1  |
|   | Win 65S TT                  | 6390A.21                       | 6391A.21                       | 6392A.21                       | 6394A.21                       | 31,5                  | 39                    | 3070  | 6397.1  |
|   | Win 90S                     | 6390A.41                       | 6391A.41                       | 6392A.41                       | 6394A.41                       | 30,5                  | 38                    | 3071  | 6398.1  |
|   | Win 90S TT                  | 6390A.41                       | 6391A.41                       | 6392A.41                       | 6394A.41                       | 30,5                  | 38                    | 3071  | 6398.1  |
| TOMA  | Atlantis 78 S               | 6390A.11                       | 6391A.11                       | 6392A.11                       | 6394A.11                       | 30                    | 37,5                  | 3071  | 6398.1  |
| TP PROFILATI  | Ekos 60 STH                 | 6390A.20                       | 6391A.20                       | 6392A.20                       | 6394A.20                       | 31                    | 38,5                  | 3070  | 6397.1  |
| VARIE   VARIOUS   | Penta 60/s taglio a 45°     | 6390A.9                        | 6391A.9                        | 6392A.9                        | 6394A.9                        | 31                    | n.a.                  | 3070  | 6397.1  |

| ADATTABILITÀ SU PROFILI IN ALLUMINIO   ADAPTABILITY ON ALUMINIUM PROFILES |                          |                                |                                |                                |                                |                       |                       | MANIGLIE                                      | HANDLES   |
|---|--------------------------|--------------------------------|--------------------------------|--------------------------------|--------------------------------|-----------------------|-----------------------|---|---|
| ESTRUSORE<br>EXTRUDER   | SERIE<br>SERIES          | KIT PER ART.<br>6380A<br>6390A | KIT PER ART.<br>6381A<br>6391A | KIT PER ART.<br>6382A<br>6392A | KIT PER ART.<br>6384A<br>6394A | X PER<br>ART.<br>639X | X PER<br>ART.<br>638X | MARTELLINA<br>COMFORT<br>MARTELINE<br>COMFORT | MANIGLIA<br>AD INCASSO<br>HANDLE<br>TO BE<br>EMBEDDED |
| ALCAN   | Abithal Euro Runner Wood | 6390A.5                        | 6391A.5                        | 6392A.5                        | 6394A.5                        | 29                    | 36,5                  | 3071  | 6398.1  |
|   | Abithal Runner Wood      | 6390A.7                        | 6391A.7                        | 6392A.7                        | 6394A.7                        | 31,5                  | 39                    | 3071  | 6398.1  |
| ALL.CO  | All.co Wood S            | 6390A.20                       | 6391A.20                       | 6392A.20                       | 6394A.20                       | 31,5                  | 39                    | 3071  | 6398.1  |
| EKU Sistemi<br>(Gruppo Profilati)   | Eku Woodart Slide        | 6390A.21                       | 6391A.21                       | 6392A.21                       | 6394A.21                       | 32                    | 39,5                  | 3071  | 6398.1  |
| ETA   | Start 1000 WS            | 6390A.20                       | 6391A.20                       | 6392A.20                       | 6394A.20                       | 31,5                  | 39                    | 3071  | 6398.1  |
| HYDRO   | Domal Wood Slide         | 6390A.4                        | 6391A.4                        | 6392A.4                        | 6394A.4                        | 31,5                  | n.a.                  | 3071  | 6398.1  |
| IBLEA COLOR<br>GROUP  | Eku Vuerre 100 SW TT     | 6390A.59                       | 6391A.59                       | 6392A.59                       | 6394A.59                       | 30                    | 37,5                  | 3071  | 6398.1  |
| INDINVEST   | Gold Country S           | 6390A.20                       | 6391A.20                       | 6392A.20                       | 6394A.20                       | 31                    | 38,5                  | 3071  | 6398.1  |
| MEXALL  | MX 80S                   | 6390A.4                        | 6391A.4                        | 6392A.4                        | 6394A.4                        | 31,5                  | n.a.                  | 3071  | 6398.1  |
| SPI   | Dual                     | 6390A.10                       | 6391A.10                       | 6392A.10                       | 6394A.10                       | 30,5                  | 38                    | 3071  | 6398.1  |
| STARWOOD  | Starpur SW 75 S          | 6390A.2                        | 6391A.2                        | 6392A.2                        | 6394A.2                        | 31,5                  | 39                    | 3071  | 6398.1  |
| TOMA  | Atlantis Wood            | 6390A.8                        | 6391A.8                        | 6392A.8                        | 6394A.8                        | 33                    | 40,5                  | 3071  | 6398.1  |
|   | Atlantis Wood S TT       | 6390A.8                        | 6391A.8                        | 6392A.8                        | 6394A.8                        | 33                    | 40,5                  | 3071  | 6398.1  |
| TP PROFILATI  | Ekos 70STHW              | 6390A.20                       | 6391A.20                       | 6392A.20                       | 6394A.20                       | 31                    | 38,5                  | 3071  | 6398.1  |
| VARIE   VARIOUS   | Penta Wood 60            | 6390A.2                        | 6391A.2                        | 6392A.2                        | 6394A.2                        | 32                    | n.a.                  | 3071  | 6398.1  |
|   | Zaffiro                  | 6390A.7                        | 6391A.7                        | 6392A.7                        | 6394A.7                        | 31,5                  | 39                    | 3071  | 6398.1  |

n.a. = Profili non adattabili alle fast Lock entrata 15 mm art. 638X  
 n.a. = Profiles not suitable for Fast Lock backset 15mm art. 638X  
 n.a. = Profils non adaptables aux Fast Lock entrée 15 mm art. 638X  
 n.a. = Perfiles no adaptables a las Fast Lock entrada 15 mm art. 638X

# FAST LOCK

## MANIGLIA PER ANTA SECONDARIA

MANIGLIA AD INCASSO PER ANTA SECONDARIA | EMBEDDED HANDLE FOR PASSIVE SASH  
POIGNEE A EMBOITER POUR VANTAIL SECONDAIRE | CIERRE EMBUTIDO PARA HOJA PASIVA



Manico, cassa, inserti e blocco superiore in zama: vite in acciaio zincato; molle in acciaio inox.



Zamak handle, case, inserts and upper block; galvanized steel screw; stainless steel springs.



Béquille, caisse, inserts et bloc supérieur en zama: vis en acier zingué; ressorts en acier inox.



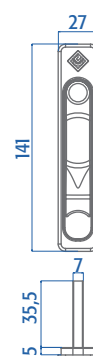
Mango, caja, elementos y bloqueo superior en zamac, tornillo de acero galvanizado; muelle en acero inoxidable.



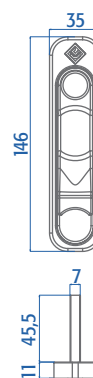
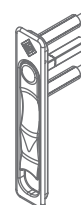
### CONFEZIONAMENTO E FINITURE | PACKAGING AND FINISHES | CONDITIONNEMENT ET FINITIONS | EMBALAJE Y ACABADOS

| ART.  | 6397.1   6398.1 |
|---|-----------------|
| Imballo   Package   Conditionnement   Embalaje  | 20 Pz           |
| Finiture disponibili   Available finishes<br>Finitions disponibles   Acabados disponibles | 1 2 3 4 5 6     |

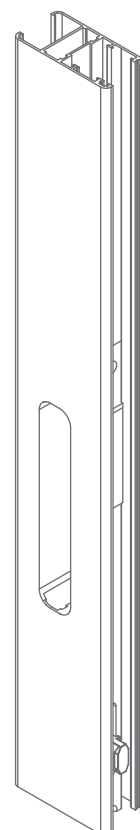
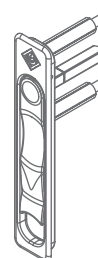
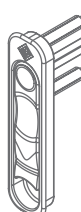
| ADATTABILITÀ SU PROFILI IN ALLUMINIO<br>ADAPTABILITY ON ALUMINIUM PROFILES |                                |                    |                    | MANIGLIE<br>HANDLES                          |
|--|--------------------------------|--------------------|--------------------|--|
| ESTRUSORE<br>EXTRUDER  | SERIE<br>SERIES                | X PER<br>ART. 639X | X PER<br>ART. 638X | MANIGLIA AD INCASSO<br>HANDLE TO BE EMBEDDED |
| ALCAN  | Abithal Runner                 | 30                 | 37,5               | 6397.1                                       |
|  | Abithal Runner 61 - 90 planare | 32                 | n.a.               | 6397.1                                       |
| ALEXIA   | Alexia Slide 650 S             | 31,5               | 39                 | 6397.1                                       |
|  | Alexia Slide 650 TT            | 31,5               | 39                 | 6397.1                                       |
| ALL.CO   | Export 60 S                    | 28                 | n.a.               | 6397.1                                       |
|  | KS50                           | 31                 | n.a.               | 6397.1                                       |
|  | Trial.co 65                    | 31,5               | 39                 | 6397.1                                       |
|  | Trial.co 65 TT                 | 31,5               | 39                 | 6397.1                                       |
| ALUK GROUP   | SC 70N                         | 31                 | n.a.               | 6397.1                                       |
|  | SC 95N                         | 29                 | 36                 | 6397.1                                       |
|  | SC 95TT                        | 29                 | 36                 | 6397.1                                       |
| ALUMEC   | ZN7 - 32                       | 30                 | 38                 | 6397.1                                       |
|  | ZN7 - 41 TT                    | 31                 | 38                 | 6398.1                                       |
| CLL  | Tecno 70 Slide TT              | 30                 | 37,5               | 6397.1                                       |
|  | Tecno 90 Slide TT              | 29                 | 36,5               | 6398.1                                       |
| DFV  | Classic Slide 650 S            | 31,5               | 39                 | 6397.1                                       |
|  | Classic Slide 650 TT           | 31,5               | 39                 | 6397.1                                       |
| EKU Sistemi<br>(Gruppo Profilati)  | PE 60 Slide                    | 30,5               | n.a.               | 6397.1                                       |
|  | PE 70 Slide                    | 32                 | 39,5               | 6397.1                                       |
|  | PE 70 Slide TT                 | 32                 | 39,5               | 6397.1                                       |
| EQUIPE   | Sistemi 8000 S                 | 29,5               | n.a.               | 6397.1                                       |
| ETA  | Eta 48 S                       | 29                 | 36,5               | 6397.1                                       |
|  | Start 900 S                    | 31,5               | 39                 | 6397.1                                       |
|  | Start 900 STT                  | 31,5               | 39                 | 6397.1                                       |
| ETNALL   | TT SC 80                       | 31,5               | 39                 | 6397.1                                       |
|  | 40000                          | 29,5               | n.a.               | 6397.1                                       |
|  | 40600                          | 31,5               | 39                 | 6397.1                                       |
| GASTALDELLO<br>SISTEMI   | EUROline 60 SN                 | 31                 | 38,5               | 6397.1                                       |
|  | EUROline 90 SN                 | 30                 | 37,5               | 6398.1                                       |
| HYDRO  | Domal 40 S                     | 31,5               | n.a.               | 6397.1                                       |
|  | Domal Slide 56 (anta 26255)    | 30                 | 37,5               | 6397.1                                       |
|  | Domal Slide 80                 | 30                 | 37,5               | 6398.1                                       |



Art. 6397.1



Art. 6398.1



CONTINUA | CONTINUES | CONTINUE | CONTINÚA >

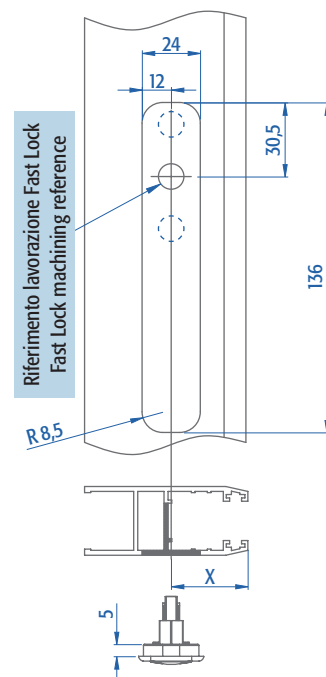
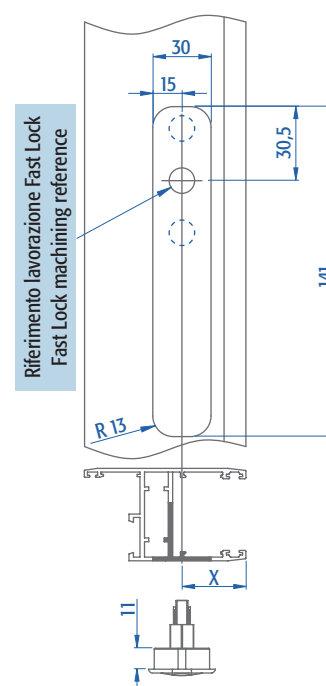
&lt; SEGUE DALLA PAGINA PRECEDENTE | CONTINUED FROM PREVIOUS PAGE | SUIT DE LA PAGE PRECEDENTE | CONTINÚA DE LA PÁGINA ANTERIOR

| ADATTABILITÀ SU PROFILI IN ALLUMINIO<br>ADAPTABILITY ON ALUMINIUM PROFILES |                             |                    |                    | MANIGLIE<br>HANDLES                          |
|--|-----------------------------|--------------------|--------------------|--|
| ESTRUSORE<br>EXTRUDER  | SERIE<br>SERIES             | X PER<br>ART. 639X | X PER<br>ART. 638X | MANIGLIA AD INCASSO<br>HANDLE TO BE EMBEDDED |
| <b>HYDRO</b>   | Domal Slide PA 80           | 30                 | 37,5               | 6398.1                                       |
| <b>IBLEA COLOR<br/>GROUP</b>   | Eku Vuerre 100 STT          | 30                 | 37,5               | 6398.1                                       |
| <b>INDINVEST</b>   | Alpha 560                   | 31                 | n.a.               | 6397.1                                       |
|  | Gold 650 S                  | 31                 | 38,5               | 6397.1                                       |
|  | Gold 650 ST                 | 31                 | 38,5               | 6397.1                                       |
| <b>METRA</b>   | NC 60 Int.                  | 31,5               | n.a.               | 6397.1                                       |
|  | NC 60 STH                   | 28,5               | 36                 | 6397.1                                       |
|  | NC 70 S                     | 29                 | 36,5               | 6397.1                                       |
| <b>PASSERINI</b>   | Skeit 60                    | 31                 | n.a.               | 6397.1                                       |
|  | Skeit 60 super (anta da 32) | 31                 | n.a.               | 6397.1                                       |
|  | Skeit 60 super (anta da 36) | 32                 | 39,5               | 6397.1                                       |
|  | Skeit 60 super TH           | 30                 | 37,5               | 6397.1                                       |
|  | Skeit 70                    | 31                 | n.a.               | 6397.1                                       |
| <b>PONZIO</b>  | Sliding 600 (binari aperti) | 31                 | 38,5               | 6397.1                                       |
|  | Sliding 600 (binari chiusi) | 32,5               | 40                 | 6397.1                                       |
|  | Sliding 900                 | 30                 | 37,5               | 6398.1                                       |
|  | Sliding 900 TT              | 30                 | 37,5               | 6398.1                                       |
| <b>RALOX</b>   | Ayrton 60                   | 32,5               | n.a.               | 6397.1                                       |
|  | Ayrton 60 TT                | 32                 | 39,5               | 6397.1                                       |
| <b>SAPA</b>  | Win 65S                     | 31,5               | 39                 | 6397.1                                       |
|  | Win 65S TT                  | 31,5               | 39                 | 6397.1                                       |
|  | Win 90S                     | 30,5               | 38                 | 6398.1                                       |
|  | Win 90S TT                  | 30,5               | 38                 | 6398.1                                       |
| <b>TOMA</b>  | Atlantis 78 S               | 30                 | 37,5               | 6398.1                                       |
| <b>TP PROFILATI</b>  | Ekos 60 STH                 | 31                 | 38,5               | 6397.1                                       |
| <b>VARIE   VARIOUS</b>   | Penta 60/s taglio a 45°     | 31                 | n.a.               | 6397.1                                       |

| ADATTABILITÀ SU PROFILI ALLUMINIO LEGNO<br>ADAPTABILITY ON ALUMINIUM-WOOD PROFILES |                          |                    |                    | MANIGLIE<br>HANDLES                          |
|--|--------------------------|--------------------|--------------------|--|
| ESTRUSORE<br>EXTRUDER  | SERIE<br>SERIES          | X PER<br>ART. 639X | X PER<br>ART. 638X | MANIGLIA AD INCASSO<br>HANDLE TO BE EMBEDDED |
| <b>ALCAN</b>   | Abithal Euro Runner Wood | 29                 | 36,5               | 6398.1                                       |
|  | Abithal Runner Wood      | 31,5               | 39                 | 6398.1                                       |
| <b>ALL.CO</b>  | All.co Wood S            | 31,5               | 39                 | 6398.1                                       |
| <b>EKU Sistemi<br/>(Gruppo Profilati)</b>  | Eku Woodart Slide        | 32                 | 39,5               | 6398.1                                       |
| <b>ETA</b>   | Start 1000 WS            | 31,5               | 39                 | 6398.1                                       |
| <b>HYDRO</b>   | Domal Wood Slide         | 31,5               | n.a.               | 6398.1                                       |
| <b>IBLEA COLOR<br/>GROUP</b>   | Eku Vuerre 100 SW TT     | 30                 | 37,5               | 6398.1                                       |
| <b>INDINVEST</b>   | Gold Country S           | 31                 | 38,5               | 6398.1                                       |
| <b>MEXALL</b>  | MX 80S                   | 31,5               | n.a.               | 6398.1                                       |
| <b>SPI</b>   | Dual                     | 30,5               | 38                 | 6398.1                                       |
| <b>STARWOOD</b>  | Starpur SW 75 S          | 31,5               | 39                 | 6398.1                                       |
| <b>TOMA</b>  | Atlantis Wood            | 33                 | 40,5               | 6398.1                                       |
|  | Atlantis Wood S TT       | 33                 | 40,5               | 6398.1                                       |
| <b>TP PROFILATI</b>  | Ekos 70STHW              | 31                 | 38,5               | 6398.1                                       |
| <b>VARIE<br/>VARIOUS</b>   | Penta Wood 60            | 32                 | n.a.               | 6398.1                                       |
|  | Zaffiro                  | 31,5               | 39                 | 6398.1                                       |

n.a. = Profili non adattabili alle Fast Lock entrata 15 mm art. 638X

n.a. = Profiles not suitable for Fast Lock backset 15mm art. 638X

Lavorazione maniglia ad incasso art. 6397.1  
Machining of embedded handle art. 6397.1Lavorazione maniglia ad incasso art. 6398.1  
Machining of embedded handle art. 6398.1



# FAST LOCK

## MANIGLIA DI TRAINO

MANIGLIA DI TRAINO | PULLING HANDLE  
POIGNEE DE TIRAGE | MANILLA TIRADORA



Cassa, inserti e blocco superiore in zama: vite M5x7 TSPCR e molle in acciaio inox.



Zamak case, inserts and upper block; M5x7 TSPCR screw and springs in stainless steel.



Caisse, inserts et bloc supérieur en zama: vis M5x7 TSPCR et ressorts en acier inox.



Caja, elementos y bloqueo superior en zamac, tornillo M5x7 TSPCR y muelle en acero inoxidable.

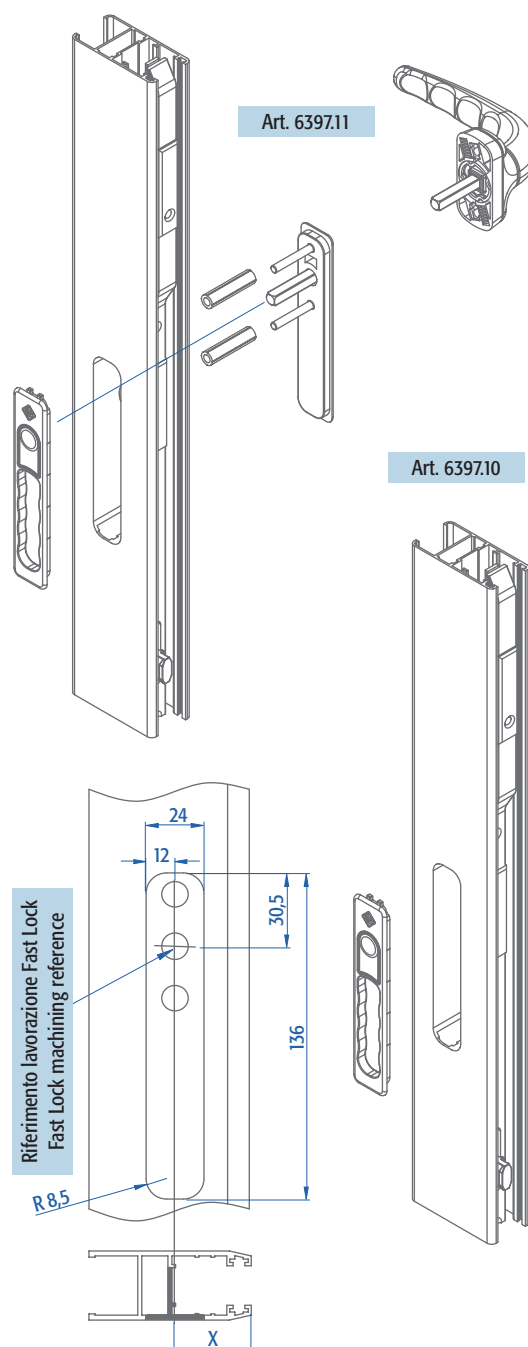


### CONFEZIONAMENTO E FINITURE | PACKAGING AND FINISHES | CONDITIONNEMENT ET FINITIONS | EMBALAJE Y ACABADOS

| ART.  | 6397.10   6397.11 |
|---|-------------------|
| Imballo   Package   Conditionnement   Embalaje  | 20 Pz             |
| Finiture disponibili   Available finishes<br>Finitions disponibles   Acabados disponibles | 1 2 3 4 5 6       |

| ART.    | DESCRIZIONE  |
|---------|--|
| 6397.10 | Maniglia di traino universale<br>Universal pull handle   |
| 6397.11 | Maniglia esterna da accoppiare con la martellina o la maniglia ad incasso Fast Lock<br>External handle to be combined with Fast Lock standard or embedded handle |

| ADATTABILITÀ SU PROFILI IN ALLUMINIO<br>ADAPTABILITY ON ALUMINIUM PROFILES |                                |                           |                          |
|--|--------------------------------|---------------------------|--------------------------|
| ESTRUSORE<br>EXTRUDER  | SERIE<br>SERIES                | X<br>PER ENTRATA<br>7.5MM | X<br>PER ENTRATA<br>15MM |
| ALCAN  | Abithal Runner                 | 30                        | 37,5                     |
|  | Abithal Runner 61 - 90 planare | 32                        | n.a.                     |
| ALEXIA   | Alexia Slide 650 S             | 31,5                      | 39                       |
|  | Alexia Slide 650 TT            | 31,5                      | 39                       |
| ALL.CO   | Export 60 S                    | 28                        | n.a.                     |
|  | KS50                           | 31                        | n.a.                     |
|  | Triall.co 65                   | 31,5                      | 39                       |
| ALUK GROUP   | Triall.co 65 TT                | 31,5                      | 39                       |
|  | SC 70N                         | 31                        | n.a.                     |
|  | SC 95N                         | 29                        | 36                       |
| ALUMEC   | SC 95TT                        | 29                        | 36                       |
|  | ZN7 - 32                       | 30                        | 38                       |
|  | ZN7 - 41 TT                    | 31                        | 38                       |
| CLL  | Tecno 70 Slide TT              | 30                        | 37,5                     |
|  | Tecno 90 Slide TT              | 29                        | 36,5                     |
| DFV  | Classic Slide 650 S            | 31,5                      | 39                       |
|  | Classic Slide 650 TT           | 31,5                      | 39                       |
| EKU Sistemi<br>(Gruppo Profilati)  | PE 60 Slide                    | 30,5                      | n.a.                     |
|  | PE 70 Slide                    | 32                        | 39,5                     |
|  | PE 70 Slide TT                 | 32                        | 39,5                     |
| EQUIPE   | Sistemi 8000 S                 | 29,5                      | n.a.                     |
| ETA  | Eta 48 S                       | 29                        | 36,5                     |
|  | Start 900 S                    | 31,5                      | 39                       |
|  | Start 900 STT                  | 31,5                      | 39                       |
| ETNALL   | TT SC 80                       | 31,5                      | 39                       |
|  | 40000                          | 29,5                      | n.a.                     |
|  | 40600                          | 31,5                      | 39                       |



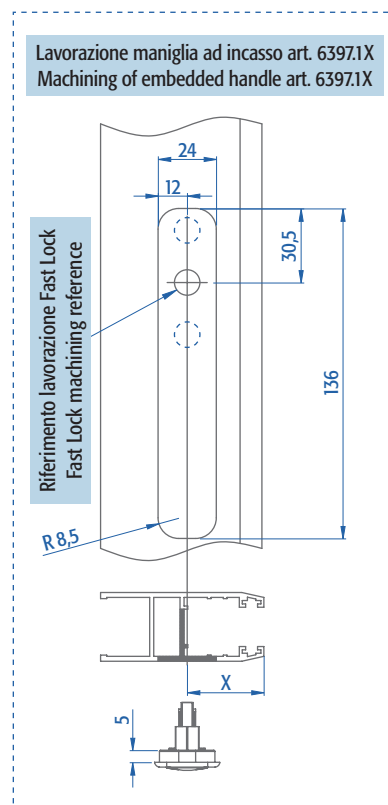
CONTINUA | CONTINUES | CONTINUE | CONTINÚA >



&lt; SEGUE DALLA PAGINA PRECEDENTE | CONTINUED FROM PREVIOUS PAGE | SUIT DE LA PAGE PRECEDENTE | CONTINÚA DE LA PÁGINA ANTERIOR

| ADATTABILITÀ SU PROFILI IN ALLUMINIO   ADAPTABILITY ON ALUMINIUM PROFILES |                             |                           |                          |
|---|-----------------------------|---------------------------|--------------------------|
| ESTRUSORE<br>EXTRUDER   | SERIE<br>SERIES             | X<br>PER ENTRATA<br>7.5MM | X<br>PER ENTRATA<br>15MM |
| GASTALDELLO<br>SISTEMI  | EUROline 60 SN              | 31                        | 38,5                     |
|   | EUROline 90 SN              | 30                        | 37,5                     |
| HYDRO   | Domal 40 S                  | 31,5                      | n.a.                     |
|   | Domal Slide 56 (anta 26255) | 30                        | 37,5                     |
|   | Domal Slide 80              | 30                        | 37,5                     |
|   | Domal Slide PA 80           | 30                        | 37,5                     |
| IBLEA COLOR GROUP   | Eku Vuerre 100 STT          | 30                        | 37,5                     |
| INDINVEST   | Alpha 560                   | 31                        | n.a.                     |
|   | Gold 650 S                  | 31                        | 38,5                     |
|   | Gold 650 ST                 | 31                        | 38,5                     |
| METRA   | NC 60 Int.                  | 31,5                      | n.a.                     |
|   | NC 60 STH                   | 28,5                      | 36                       |
|   | NC 70 S                     | 29                        | 36,5                     |
| PASSERINI   | Skeit 60                    | 31                        | n.a.                     |
|   | Skeit 60 super (anta da 32) | 31                        | n.a.                     |
|   | Skeit 60 super (anta da 36) | 32                        | 39,5                     |
|   | Skeit 60 super TH           | 30                        | 37,5                     |
|   | Skeit 70                    | 31                        | n.a.                     |
| PONZIO  | Sliding 600 (binari aperti) | 31                        | 38,5                     |
|   | Sliding 600 (binari chiusi) | 32,5                      | 40                       |
|   | Sliding 900                 | 30                        | 37,5                     |
|   | Sliding 900 TT              | 30                        | 37,5                     |
| RALOX   | Ayrton 60                   | 32,5                      | n.a.                     |
|   | Ayrton 60 TT                | 32                        | 39,5                     |
| SAPA  | Win 65S                     | 31,5                      | 39                       |
|   | Win 65S TT                  | 31,5                      | 39                       |
|   | Win 90S                     | 30,5                      | 38                       |
|   | Win 90S TT                  | 30,5                      | 38                       |
| TOMA  | Atlantis 78 S               | 30                        | 37,5                     |
| TP PROFILATI  | Ekos 60 STH                 | 31                        | 38,5                     |
| VARIE   VARIOUS   | Penta 60/s taglio a 45°     | 31                        | n.a.                     |

n.a. = Profili non adattabili alle Fast Lock entrata 15 mm art. 638X  
 n.a. = Profiles not suitable for Fast Lock backset 15mm art. 638X



| ADATTABILITÀ SU PROFILI ALLUMINIO LEGNO<br>ADAPTABILITY ON ALUMINIUM-WOOD PROFILES |                          |                        |                       |
|--|--------------------------|------------------------|-----------------------|
| ESTRUSORE<br>EXTRUDER  | SERIE<br>SERIES          | X PER<br>ENTRATA 7.5MM | X PER<br>ENTRATA 15MM |
| ALCAN  | Abithal Euro Runner Wood | 29                     | 36,5                  |
|  | Abithal Runner Wood      | 31,5                   | 39                    |
| ALL.CO   | All.co Wood S            | 31,5                   | 39                    |
| EKU Sistemi<br>(Gruppo Profilati)  | Eku Woodart Slide        | 32                     | 39,5                  |
| ETA  | Start 1000 WS            | 31,5                   | 39                    |
| HYDRO  | Domal Wood Slide         | 31,5                   | n.a.                  |
| IBLEA COLOR GROUP  | Eku Vuerre 100 SW TT     | 30                     | 37,5                  |
| INDINVEST  | Gold Country S           | 31                     | 38,5                  |
| MEXALL   | MX 80S                   | 31,5                   | n.a.                  |
| SPI  | Dual                     | 30,5                   | 38                    |
| STARWOOD   | Starpur SW 75 S          | 31,5                   | 39                    |
| TOMA   | Atlantis Wood            | 33                     | 40,5                  |
|  | Atlantis Wood S TT       | 33                     | 40,5                  |
| TP PROFILATI   | Ekos 70STHW              | 31                     | 38,5                  |
| VARIE<br>VARIOUS   | Penta Wood 60            | 32                     | n.a.                  |
|  | Zaffiro                  | 31,5                   | 39                    |

# FAST BLOCK

## CHIUSURA MULTIPUNTO CON PREDISPOSIZIONE PER CILINDRO A PROFILO EUROPEO.

CHIUSURA MULTIPUNTO CON PREDISPOSIZIONE PER CILINDRO A PROFILO EUROPEO | MULTIPOINT LOCK SUITABLE WITH EUROPEAN CYLINDER | FERMETURE MULTIPOINTS AVEC PREDISPOSITION POUR CYLINDRE A PROFILE EUROPEEN | CIERRE MULTIPUNTO PREPARADO PARA INSERCIÓN DE CILINDRO DE PERFIL EUROPEO



Sicurezza e resistenza sono garantite dall'alta qualità dei materiali utilizzati, infatti chiusura, riscontri, camme e viti sono in acciaio zincato e clip in nylon.



The high quality materials used guarantee safety and durability; in fact the closure, plates, cams and screws are made of galvanized steel with a nylon clip.



Sécurité et résistance sont garanties par l'haute qualité des matériaux utilisés, en effet fermeture, gâches, came et vis sont en acier zingué et les clips en nylon.



La alta calidad de los materiales utilizados garantiza seguridad y resistencia. De hecho, cierre, cerraderos, adaptadores y tornillos son de acero galvanizado y los clips, de nylon.

### CONFEZIONAMENTO E FINITURE | PACKAGING AND FINISHES CONDITIONNEMENT ET FINITIONS | EMBALAJE Y ACABADOS

| ART.  | 6385        |
|---|-------------|
| Imballo   Package   Conditionnement   Embalaje  | 4 pz        |
| Finiture disponibili   Available finishes<br>Finitions disponibles   Acabados disponibles | 1 2 3 4 5 6 |

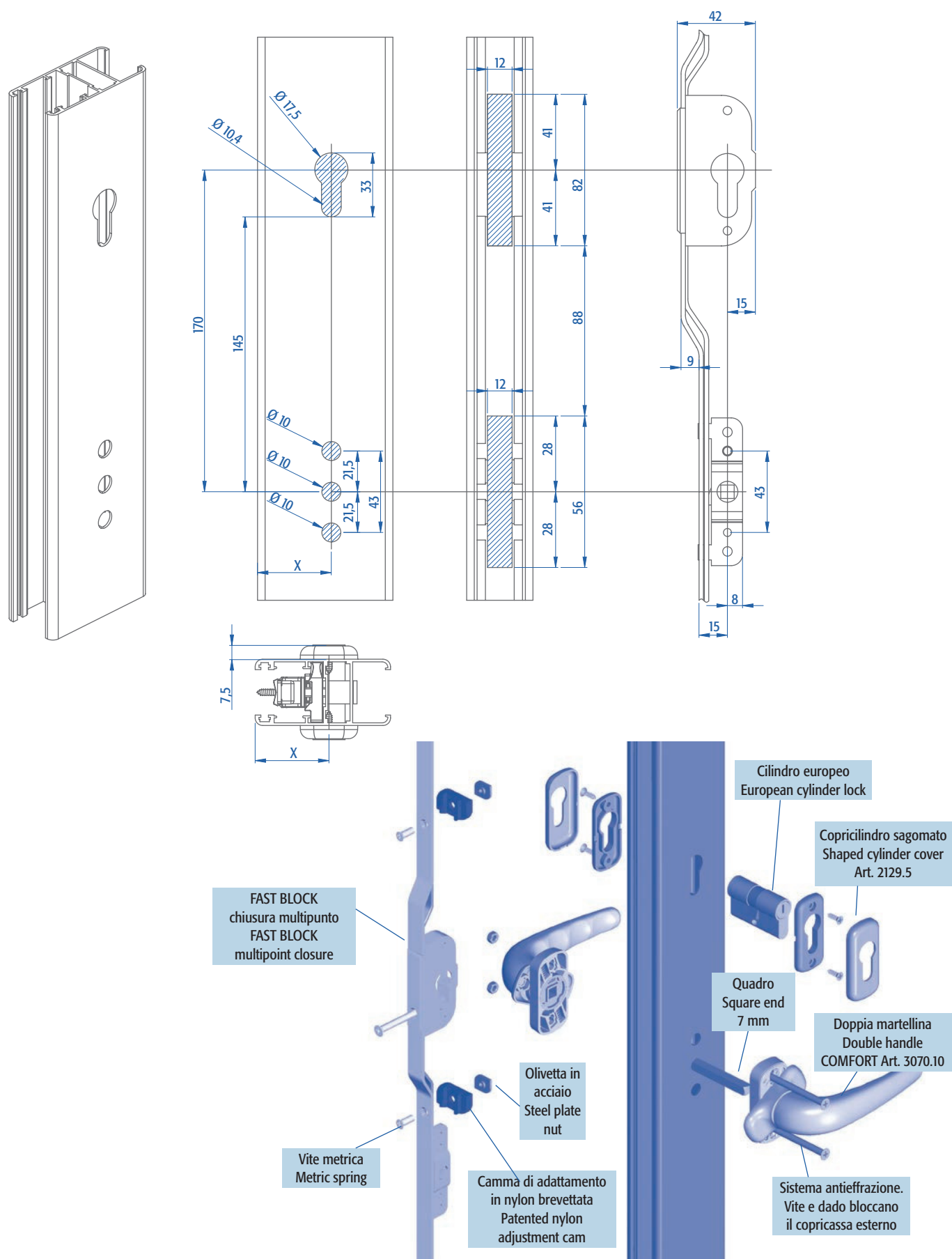
| CHIUSURA FAST BLOCK   FAST BLOCK CLOSURE |                     |   |   |                  |
|--|---------------------|---|---|------------------|
| ART.                                     | LUNGHEZZA<br>LENGTH | PUNTI DI<br>CHIUSURA<br>CLOSURE<br>POINTS | ALTEZZA MINIMA<br>ANTA<br>MINIMUM<br>SHUTTER HEIGHT | ENTRATA<br>DEPTH |
| 6385                                     | 1800 mm             | 3 punti                                   | 1950 mm   | 15 mm            |

Kit di assemblaggio e chiusura (brevettato)  
Kit of closing and assembling (patented)



| ADATTABILITÀ SU PROFILI IN ALLUMINIO<br>ADAPTABILITY ON ALUMINIUM PROFILES |                      |                      |      | MANIGLIE<br>HANDLES                     |   |   |
|--|----------------------|----------------------|------|---|---|---|
| ESTRUSORE<br>EXTRUDER  | SERIE<br>SERIES      | KIT PER<br>ART. 6385 | X    | MARTELLINA COMFORT<br>MARTELINE COMFORT | MANIGLIA AD INCASSO<br>HANDLE TO BE<br>EMBEDDED | DOPPIA MARTELLINA<br>COMFORT<br>DOUBLE MARTELINE<br>COMFORT |
| ALCAN  | Abithal Runner       | 6394A.2              | 37,5 | 3070                                    | 6397.1  | 3070.10   |
| ALEXIA   | Alexia Slide 650 S   | 6394A.20             | 39   | 3070                                    | 6397.1  | 3070.10   |
|  | Alexia Slide 650 TT  | 6394A.20             | 39   | 3070                                    | 6397.1  | 3070.10   |
| ALL.CO   | Triall.co 65         | 6394A.20             | 39   | 3070                                    | 6397.1  | 3070.10   |
|  | Triall.co 65 TT      | 6394A.20             | 39   | 3070                                    | 6397.1  | 3070.10   |
| ALUK GROUP   | SC 95N               | 6394A.39             | 36   | 3070                                    | 6397.1  | 3070.10   |
|  | SC 95TT              | 6394A.39             | 36   | 3070                                    | 6397.1  | 3070.10   |
| ALUMEC   | ZN7 - 32             | 6394A.6              | 38   | 3070                                    | 6397.1  | 3070.10   |
|  | ZN7 - 41 TT          | 6394A.1              | 38   | 3071                                    | 6398.1  | 3070.10   |
| CLL  | Tecno 70 Slide TT    | 6394A.31             | 37,5 | 3070                                    | 6397.1  | 3070.10   |
|  | Tecno 90 Slide TT    | 6394A.30             | 36,5 | 3071                                    | 6398.1  | 3070.10   |
| DFV  | Classic Slide 650 S  | 6394A.20             | 39   | 3070                                    | 6397.1  | 3070.10   |
|  | Classic Slide 650 TT | 6394A.20             | 39   | 3070                                    | 6397.1  | 3070.10   |

CONTINUA | CONTINUES | CONTINUE | CONTINÚA >



CONTINUA | CONTINUES | CONTINUE | CONTINÚA >

&lt; SEGUE DALLA PAGINA PRECEDENTE | CONTINUED FROM PREVIOUS PAGE | SUIT DE LA PAGE PRECEDENTE | CONTINÚA DE LA PÁGINA ANTERIOR

| ADATTABILITÀ SU PROFILI IN ALLUMINIO<br>ADAPTABILITY ON ALUMINIUM PROFILES |                             |                      |      | MANIGLIE<br>HANDLES                     |   |   |
|--|-----------------------------|----------------------|------|---|---|---|
| ESTRUSORE<br>EXTRUDER  | SERIE<br>SERIES             | KIT PER<br>ART. 6385 | X    | MARTELLINA COMFORT<br>MARTELINE COMFORT | MANIGLIA AD INCASSO<br>HANDLE TO BE<br>EMBEDDED | DOPPIA MARTELLINA<br>COMFORT<br>DOUBLE MARTELINE<br>COMFORT |
| EKU Sistemi<br>(Gruppo Profilati)  | PE 70 Slide                 | 6394A.21             | 39,5 | 3070                                    | 6397.1  | 3070.10   |
|  | PE 70 Slide TT              | 6394A.21             | 39,5 | 3070                                    | 6397.1  | 3070.10   |
| ETA  | Eta 48 S                    | 6394A.7              | 36,5 | 3070                                    | 6397.1  | 3070.10   |
|  | Start 900 S                 | 6394A.20             | 39   | 3070                                    | 6397.1  | 3070.10   |
|  | Start 900 STT               | 6394A.20             | 39   | 3070                                    | 6397.1  | 3070.10   |
| ETNALL   | TT SC 80                    | 6394A.20             | 39   | 3070                                    | 6397.1  | 3070.10   |
|  | 40600                       | 6394A.20             | 39   | 3070                                    | 6397.1  | 3070.10   |
| GASTALDELLO SISTEMI  | EUROline 60 SN              | 6394A.26             | 38,5 | 3070                                    | 6397.1  | 3070.10   |
|  | EUROline 90 SN              | 6394A.42             | 37,5 | 3071                                    | 6398.1  | 3070.10   |
| IBLEA COLOR GROUP  | Eku Vuerre 100 STT          | 6394A.1              | 37,5 | 3071                                    | 6398.1  | 3070.10   |
| HYDRO  | Domal Slide 56 (anta 26255) | 6394A.5              | 37,5 | 3070                                    | 6397.1  | 3070.10   |
|  | Domal Slide 80              | 6394A.1              | 37,5 | 3071                                    | 6398.1  | 3070.10   |
|  | Domal Slide PA 80           | 6394A.1              | 37,5 | 3071                                    | 6398.1  | 3070.10   |
| INDINVEST  | Gold 650 S                  | 6394A.20             | 38,5 | 3070                                    | 6397.1  | 3070.10   |
|  | Gold 650 ST                 | 6394A.20             | 38,5 | 3070                                    | 6397.1  | 3070.10   |
| METRA  | NC 60 STH                   | 6394A.24             | 36   | 3070                                    | 6397.1  | 3070.10   |
|  | NC 70 S                     | 6394A.25             | 36,5 | 3070                                    | 6397.1  | 3070.10   |
| PASSERINI  | Skeit 60 super (anta da 36) | 6394A.5              | 39,5 | 3070                                    | 6397.1  | 3070.10   |
|  | Skeit 60 super TH           | 6394A.23             | 37,5 | 3070                                    | 6397.1  | 3070.10   |
| PONZIO   | Sliding 600 (binari aperti) | 6394A.26             | 38,5 | 3070                                    | 6397.1  | 3070.10   |
|  | Sliding 600 (binari chiusi) | 6394A.5              | 40   | 3070                                    | 6397.1  | 3070.10   |
|  | Sliding 900                 | 6394A.42             | 37,5 | 3071                                    | 6398.1  | 3070.10   |
|  | Sliding 900 TT              | 6394A.42             | 37,5 | 3071                                    | 6398.1  | 3070.10   |
| RALOX  | Ayrton 60 TT                | 6394A.27             | 39,5 | 3070                                    | 6397.1  | 3070.10   |
| SAPA   | Win 65S                     | 6394A.21             | 39   | 3070                                    | 6397.1  | 3070.10   |
|  | Win 65S TT                  | 6394A.21             | 39   | 3070                                    | 6397.1  | 3070.10   |
|  | Win 90S                     | 6394A.41             | 38   | 3071                                    | 6398.1  | 3070.10   |
|  | Win 90S TT                  | 6394A.41             | 38   | 3071                                    | 6398.1  | 3070.10   |
| TOMA   | Atlantis 78 S               | 6394A.11             | 37,5 | 3071                                    | 6398.1  | 3070.10   |
| TP PROFILATI   | Ekos 60 STH                 | 6394A.20             | 38,5 | 3070                                    | 6397.1  | 3070.10   |

| ADATTABILITÀ SU PROFILI ALLUMINIO LEGNO<br>ADAPTABILITY ON ALUMINIUM-WOOD PROFILES |                          |                      |      | MANIGLIE<br>HANDLES                     |   |   |
|--|--------------------------|----------------------|------|---|---|---|
| ESTRUSORE<br>EXTRUDER  | SERIE<br>SERIES          | KIT PER ART.<br>6385 | X    | MARTELLINA COMFORT<br>MARTELINE COMFORT | MANIGLIA AD INCASSO<br>HANDLE TO BE<br>EMBEDDED | DOPPIA MARTELLINA<br>COMFORT<br>DOUBLE MARTELINE<br>COMFORT |
| ALCAN  | Abithal Euro Runner Wood | 6394A.5              | 36,5 | 3071                                    | 6398.1  | 3070.10   |
| ALL.CO   | All.co Wood S            | 6394A.20             | 39   | 3071                                    | 6398.1  | 3070.10   |
| EKU Sistemi<br>(Gruppo Profilati)  | Eku Woodart Slide        | 6394A.21             | 39,5 | 3071                                    | 6398.1  | 3070.10   |
| ETA  | Start 1000 WS            | 6394A.20             | 39   | 3071                                    | 6398.1  | 3070.10   |
| IBLEA COLOR GROUP  | Eku Vuerre 100 SWTT      | 6394A.59             | 37,5 | 3071                                    | 6398.1  | 3070.10   |
| INDINVEST  | Gold Country S           | 6394A.20             | 38,5 | 3071                                    | 6398.1  | 3070.10   |
| SPI  | Dual                     | 6394A.10             | 38   | 3071                                    | 6398.1  | 3070.10   |
| STARWOOD   | Starpur SW 75 S          | 6394A.2              | 39   | 3071                                    | 6398.1  | 3070.10   |
| TOMA   | Atlantis Wood            | 6394A.8              | 40,5 | 3071                                    | 6398.1  | 3070.10   |
|  | Atlantis Wood S TT       | 6394A.8              | 40,5 | 3071                                    | 6398.1  | 3070.10   |
| TP PROFILATI   | Ekos 70STHW              | 6394A.20             | 38,5 | 3071                                    | 6398.1  | 3070.10   |
| VARIE   VARIOUS  | Zaffiro                  | 6394A.7              | 39   | 3071                                    | 6398.1  | 3070.10   |

# INNER CLICK

## MANIGLIA AD INCASSO AD AGGANCIO RAPIDO

MANIGLIA AD INCASSO AD AGGANCIO RAPIDO | FAST MOUNTING EMBEDDED HANDLE  
POIGNEE A EMBOITER A ACCROCHAGE RAPIDE | MANILLA CON CIERRE EMBUTIDO DE AGARRE RÁPIDO



Cassa in alluminio estruso; leva di manovra in nylon; molla in acciaio temprato zincato; grano M5 in acciaio inox; riscontro molla in nylon; sfere in acciaio; molla per sfere in acciaio temprato.




Extruded aluminum case; nylon control lever; tempered galvanized steel spring; stainless steel M5 setscrew; nylon spring plate; steel ball bearings; tempered steel bearing spring.



Caisse en aluminium extrudé; levier de manoeuvre en nylon; ressort en acier trempé zingué; grain M5 en acier inox; gâche ressort en nylon; sphères en acier; ressort pour sphères en acier trempé.



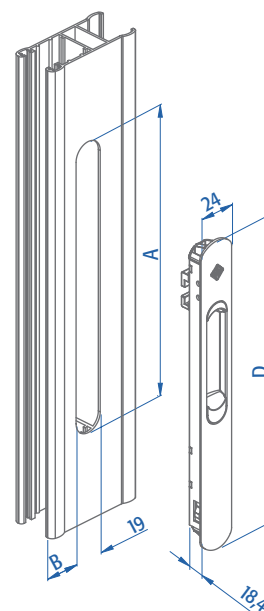
Caja de aluminio extruido; leva de maniobra de nylon; muelle de acero templado galvanizado; prisionero M5 de acero inox; cerradero muelle de nylon; bolas de acero; muelle para bolas de acero templado.



### CONFEZIONAMENTO E FINITURE | PACKAGING AND FINISHES | CONDITIONNEMENT ET FINITIONS | EMBALAJE Y ACABADOS

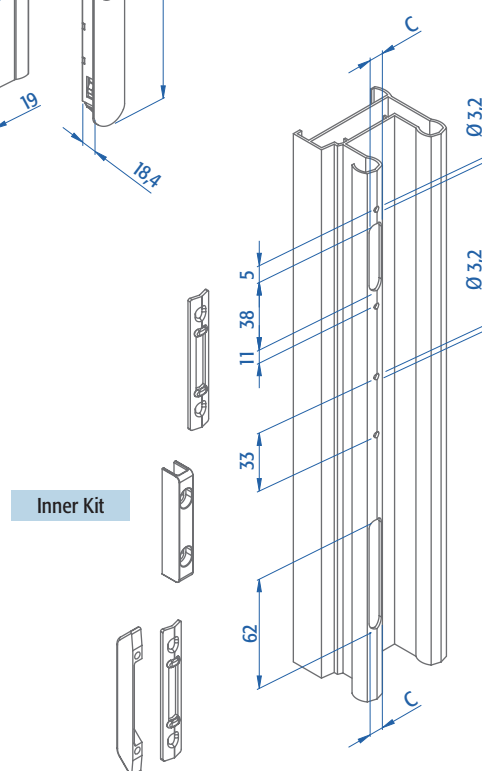
| ART.  | TUTTI   ALL   TOUS   TODOS |
|---|----------------------------|
| Imballo   Package   Conditionnement   Embalaje  | 20 Pz                      |
| Finiture disponibili   Available finishes<br>Finitions disponibles   Acabados disponibles | 1 2 3 4 5 6                |

| ESTRUSORE<br>EXTRUDER                | SERIE<br>SERIES | VERSIONE<br>MANUALE<br>MANUAL<br>VERSION | VERSIONE<br>AUTOMATICA<br>AUTOMATIC<br>VERSION | B    | C |
|--------------------------------------|-----------------|--|--|------|---|
| ALCAN                                | Abithal Runner  | 6450   6451<br>6452                      | 6450.1   6451.1<br>6452.1                      | 11   | 6 |
| ALEXIA                               | Alexia 650 S    | 6450   6451<br>6452                      | 6450.1   6451.1<br>6452.1                      | 17   | 8 |
|                                      | Alexia 650 ST   | 6450   6451<br>6452                      | 6450.1   6451.1<br>6452.1                      | 17   | 8 |
| ALL.CO                               | Export 60 S     | 6450   6451<br>6452                      | 6450.1   6451.1<br>6452.1                      | 12,5 | 6 |
|                                      | Triall.co 65    | 6450   6451<br>6452                      | 6450.1   6451.1<br>6452.1                      | 17   | 8 |
|                                      | Triall.co 65 TT | 6450   6451<br>6452                      | 6450.1   6451.1<br>6452.1                      | 17   | 8 |
|                                      | Triall.co 90    | 6450   6451<br>6452                      | 6450.1   6451.1<br>6452.1                      | 17   | 8 |
|                                      | Triall.co 90 TT | 6450   6451<br>6452                      | 6450.1   6451.1<br>6452.1                      | 17   | 8 |
| EKU Sistemi<br>(Gruppo<br>Profilati) | PE 60 Slide     | 6450   6451<br>6452                      | 6450.1   6451.1<br>6452.1                      | 12,5 | 6 |
|                                      | PE 70 Slide     | 6450   6451<br>6452                      | 6450.1   6451.1<br>6452.1                      | 15   | 8 |
|                                      | PE 70 Slide TT  | 6450   6451<br>6452                      | 6450.1   6451.1<br>6452.1                      | 15   | 8 |
| EQUIPE                               | Sistemi 8000 S  | 6450   6451<br>6452                      | 6450.1   6451.1<br>6452.1                      | 11,5 | 6 |
| ETNALL                               | TT SC 80        | 6450   6451<br>6452                      | 6450.1   6451.1<br>6452.1                      | 17   | 8 |
|                                      | 40000           | 6450   6451<br>6452                      | 6450.1   6451.1<br>6452.1                      | 13,5 | 6 |
|                                      | 40600           | 6450   6451<br>6452                      | 6450.1   6451.1<br>6452.1                      | 17   | 8 |
| HYDRO                                | Domal 40 S      | 6450   6451<br>6452                      | 6450.1   6451.1<br>6452.1                      | 13,5 | 6 |



| MANUALE   MANUAL |     |     |
|------------------|-----|-----|
| ART.             | A   | D   |
| 6450             | 143 | 162 |
| 6451             | 165 | 183 |
| 6452             | 187 | 195 |

| AUTOMATICA   AUTOMATIC |     |     |
|------------------------|-----|-----|
| ART.                   | A   | D   |
| 6450.1                 | 143 | 162 |
| 6451.1                 | 165 | 183 |
| 6452.1                 | 187 | 195 |



CONTINUA | CONTINUES | CONTINUE | CONTINÚA >

&lt; SEGUE DALLA PAGINA PRECEDENTE | CONTINUED FROM PREVIOUS PAGE | SUIT DE LA PAGE PRECEDENTE | CONTINÚA DE LA PÁGINA ANTERIOR

| ESTRUSORE<br>EXTRUDER   | SERIE<br>SERIES             | VERSIONE<br>MANUALE<br>MANUAL<br>VERSION | VERSIONE<br>AUTOMATICA<br>AUTOMATIC<br>VERSION | B    | C    |
|-------------------------|-----------------------------|--|--|------|------|
| HYDRO                   | Domal slide 56 (pr 15188)   | 6450   6451<br>6452                      | 6450.1   6451.1<br>6452.1                      | 28,5 | 8    |
|                         | Domal slide 56 (pr 26255)   | 6450   6451<br>6452                      | 6450.1   6451.1<br>6452.1                      | 14   | 8    |
|                         | Domal slide 80              | 6450   6451<br>6452                      | 6450.1   6451.1  <br>6452.1                    | 14   | 8    |
|                         | Domal slide 84              | 6450   6451<br>6452                      | 6450.1   6451.1<br>6452.1                      | 22   | 8    |
|                         | Domal slide PA 80           | 6450   6451<br>6452                      | 6450.1   6451.1<br>6452.1                      | 14   | 8    |
| IBLEA<br>COLOR<br>GROUP | Eku Vuerre 100 S TT         | 6450   6451<br>6452                      | 6450.1   6451.1<br>6452.1                      | 14   | 8    |
| INDINVEST               | Alpha 560 S                 | 6450   6451<br>6452                      | 6450.1   6451.1<br>6452.1                      | 12   | 6    |
|                         | Gold 650 S                  | 6450   6451<br>6452                      | 6450.1   6451.1<br>6452.1                      | 17   | 8    |
|                         | Gold 650 ST                 | 6450   6451<br>6452                      | 6450.1   6451.1<br>6452.1                      | 17   | 8    |
| MERCURI                 | D60 S                       | 6450   6451<br>6452                      | 6450.1   6451.1<br>6452.1                      | 12,5 | 6    |
| METRA                   | NC 60 Int.                  | 6450   6451  <br>6452                    | 6450.1   6451.1<br>6452.1                      | 13,5 | 6    |
|                         | NC 60 STH                   | 6450   6451<br>6452                      | 6450.1   6451.1<br>6452.1                      | 15   | ---- |
|                         | NC 70 S                     | 6450   6451<br>6452                      | 6450.1   6451.1<br>6452.1                      | 16   | ---- |
|                         | NC 90 Int                   | 6450   6451<br>6452                      | 6450.1   6451.1<br>6452.1                      | 15   | ---- |
| OCMA                    | FC 80 Monaco                | 6450   6451<br>6452                      | 6450.1   6451.1<br>6452.1                      | 16   | 6    |
|                         | FC 70 Parigi                | 6450   6451<br>6452                      | 6450.1   6451.1<br>6452.1                      | 10   | 6    |
| PASSERINI               | Skeit 60                    | 6450   6451<br>6452                      | 6450.1   6451.1<br>6452.1                      | 11,5 | 6    |
|                         | Skeit 60 super anta 32 mm   | 6450   6451<br>6452                      | 6450.1   6451.1<br>6452.1                      | 12   | 8    |
|                         | Skeit 60 super anta 36 mm   | 6450   6451<br>6452                      | 6450.1   6451.1<br>6452.1                      | 16   | 6    |
|                         | Skeit 60 super TH           | 6450   6451<br>6452                      | 6450.1   6451.1<br>6452.1                      | 16   | 6    |
|                         | Skeit 70                    | 6450   6451<br>6452                      | 6450.1   6451.1<br>6452.1                      | 11,5 | 6    |
| PONZIO                  | Newtec 80 S                 | 6450   6451<br>6452                      | 6450.1   6451.1<br>6452.1                      | 12,4 | ---- |
|                         | Sliding 600 (binari chiusi) | 6450   6451<br>6452                      | 6450.1   6451.1<br>6452.1                      | 16   | 8    |
| RALOX                   | Ayrton 60                   | 6450   6451<br>6452                      | 6450.1   6451.1<br>6452.1                      | 14,5 | 6    |
|                         | Ayrton 60 TT                | 6450   6451<br>6452                      | 6450.1   6451.1<br>6452.1                      | 14,5 | 8    |
| SAPA                    | Erre 50 (900173 - 900247)   | 6450   6451<br>6452                      | 6450.1   6451.1<br>6452.1                      | 20   | ---- |
| TOMA                    | Atlantis 78 S               | 6450   6451<br>6452                      | 6450.1   6451.1<br>6452.1                      | 14   | 8    |
|                         | Atlantis 78 ST              | 6450   6451<br>6452                      | 6450.1   6451.1<br>6452.1                      | 14   | 8    |



# INNER

## MANIGLIA AD INCASSO

MANIGLIA AD INCASSO | EMBEDDED HANDLE  
POIGNEE A EMBOITER | MANILLA CON CIERRE EMBUTIDO



Cassa in alluminio estruso;  
leva di manovra e piastrine  
di fissaggio in zamak; molla  
in acciaio temprato zincato;  
grano M5 e viti di fissaggio  
M5 TSC CR in acciaio inox;  
riscontro molla in nylon;  
sfere in acciaio; molla per  
sfere in acciaio temprato.



Extruded aluminum  
case; control lever  
and fastening plates  
in zamak; tempered  
galvanized steel spring;  
stainless steel M5  
setscrew and M5 TSC CR  
fastening screws; nylon  
spring plate; steel ball  
bearings; tempered steel  
bearing spring.



Caisse en aluminium  
extrudé; levier de  
manœuvre et plaques  
de fixation en zamak;  
ressort en acier trempé  
zingué; grain M5 et vis  
de fixation M5 TSC CR  
en acier inox; gâche  
ressort en nylon; sphères  
en acier; ressort pour  
sphères en acier trempé.



Caja de aluminio  
extruido; leva de  
maniobra y placas  
de fijación de zamak;  
muelle de acero  
templado galvanizado;  
prisionero M5 y tornillos  
de fijación M5 TSC CR  
de acero inox; cerradero  
muelle de nylon;  
bolas de acero; muelle  
para bolas de acero  
templado.



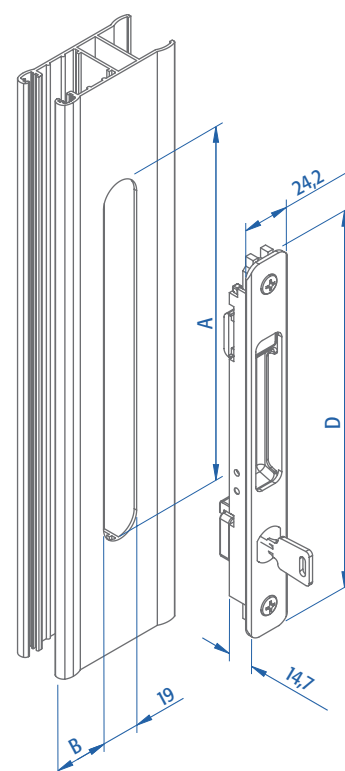
### CONFEZIONAMENTO E FINITURE | PACKAGING AND FINISHES | CONDITIONNEMENT ET FINITIONS | EMBALAJE Y ACABADOS

| ART.  | TUTTI   ALL   TOUS   TODOS |
|---|----------------------------|
| Imballo   Package   Conditionnement   Embalaje  | 20 Pz                      |
| Finiture disponibili   Available finishes<br>Finitions disponibles   Acabados disponibles | 1 2 3 4 5 6                |

Art. 6446 | 6448 | 6449 con cilindro di sicurezza  
Art. 6446 | 6448 | 6449 with safety cylinder

| ESTRUSORE   EXTRUDER              | SERIE   SERIES               | ART.                             | B    |
|-----------------------------------|------------------------------|----------------------------------|------|
| ALCAN                             | Abithal Runner               | 6435   6436   6438   6446   6448 | 11   |
| ALEXIA                            | Alexia 650 S                 | 6436   6438   6446   6448        | 17   |
|                                   | Alexia 650 ST                | 6436   6438   6446   6448        | 17   |
|                                   | Export 60                    | 6435   6438   6446   6448        | 12,5 |
|                                   | Trial.co 65                  | 6436   6438   6446   6448        | 17   |
| ALL.CO                            | Trial.co 65 TT               | 6436   6438   6446   6448        | 17   |
|                                   | Trial.co 90                  | 6436   6438   6446   6448        | 17   |
|                                   | Trial.co 90 TT               | 6436   6438   6446   6448        | 17   |
| EKU Sistemi<br>(Gruppo Profilati) | PE 60 Slide                  | 6435   6436   6438   6446   6448 | 12,5 |
|                                   | PE 70 Slide                  | 6435   6436   6438   6446   6448 | 15   |
|                                   | PE 70 Slide TT               | 6435   6436   6438   6446   6448 | 15   |
| EQUIPE                            | Sistemi 8000 S               | 6435   6436   6438   6446   6448 | 11,5 |
|                                   | TT SC 80                     | 6436   6438   6446   6448        | 17   |
| ETNALL                            | 40000                        | 6436   6438   6446   6448        | 17   |
|                                   | 40600                        | 6436   6438   6446   6448        | 17   |
|                                   | Domal 40 S                   | 6435   6436   6438   6446   6448 | 13,5 |
|                                   | Domal slide 56<br>(pr 15188) | 6436   6438   6446   6448        | 28,5 |
| HYDRO                             | Domal slide 56<br>(pr 26255) | 6436   6438   6446   6448        | 14   |
|                                   | Domal slide 80               | 6436   6438   6446   6448        | 14   |
|                                   | Domal slide 84               | 6436   6438   6446   6448        | 22   |
| HYDRO                             | Domal slide PA 80            | 6436   6438   6446   6448        | 14   |
| IBLEA COLOR GROUP                 | Eku Vuerre 100 STT           | 6436   6438   6446   6448        | 14   |
|                                   | Alpha 560 S                  | 6435   6436   6438   6446   6448 | 12   |
| INDINVEST                         | Gold 650 S                   | 6436   6438   6446   6448        | 17   |
|                                   | Gold 650 ST                  | 6436   6438   6446   6448        | 17   |
| MERCURI                           | D60 S                        | 6435   6436   6438   6446   6448 | 12,5 |

| ART.        | A   | D   |
|-------------|-----|-----|
| 6435        | 143 | 162 |
| 6436   6446 | 165 | 183 |
| 6438   6448 | 187 | 195 |
| 6439   6449 | 205 | 213 |



CONTINUA | CONTINUES | CONTINUE | CONTINÚA >



&lt; SEGUE DALLA PAGINA PRECEDENTE | CONTINUED FROM PREVIOUS PAGE | SUIT DE LA PAGE PRECEDENTE | CONTINÚA DE LA PÁGINA ANTERIOR

| ESTRUSORE   EXTRUDER     | SERIE   SERIES                 | ART. |      |      |      | B    |
|--------------------------|--------------------------------|------|------|------|------|------|
| <b>HYDRO</b>             | Domal slide PA 80              | 6436 | 6438 | 6446 | 6448 | 14   |
| <b>IBLEA COLOR GROUP</b> | Ekü Vuerre 100 STT             | 6436 | 6438 | 6446 | 6448 | 14   |
| <b>INDINVEST</b>         | Alpha 560 S                    | 6435 | 6436 | 6438 | 6446 | 12   |
|                          | Gold 650 S                     | 6436 | 6438 | 6446 | 6448 | 17   |
|                          | Gold 650 ST                    | 6436 | 6438 | 6446 | 6448 | 17   |
| <b>MERCURI</b>           | D60 S                          | 6435 | 6436 | 6438 | 6446 | 12,5 |
| <b>METRA</b>             | NC 60 Int.                     | 6435 | 6436 | 6438 | 6446 | 13,5 |
|                          | NC 60 STH                      | 6435 | 6436 | 6438 | 6446 | 15   |
|                          | NC 70 S                        | 6435 | 6436 | 6438 | 6446 | 16   |
|                          | NC 90 Int                      | 6435 | 6436 | 6438 | 6446 | 15   |
| <b>OCMA</b>              | FC 80 Monaco                   | 6436 | 6438 | 6446 | 6448 | 16   |
|                          | FC 70 Parigi                   | 6435 | 6436 | 6438 | 6446 | 10   |
| <b>PASSERINI</b>         | Skeit 60                       | 6435 | 6436 | 6438 | 6446 | 11,5 |
|                          | Skeit 60 super<br>anta 32 mm   | 6436 | 6438 | 6446 | 6448 | 12   |
|                          | Skeit 60 super<br>anta 36 mm   | 6436 | 6438 | 6446 | 6448 | 16   |
|                          | Skeit 60 super TH              | 6436 | 6438 | 6446 | 6448 | 16   |
|                          | Skeit 70                       | 6435 | 6436 | 6438 | 6446 | 11,5 |
| <b>PONZIO</b>            | New Tec 80 S                   | 6435 | 6436 | 6438 | 6446 | 12,4 |
|                          | Sliding 600<br>(binari chiusi) | 6436 | 6438 | 6446 | 6448 | 16   |
| <b>RALOX</b>             | Ayrton 60                      | 6435 | 6436 | 6438 | 6446 | 14,5 |
|                          | Ayrton 60 TT                   | 6435 | 6436 | 6438 | 6446 | 14,5 |
| <b>SAPA</b>              | Erre 50<br>(900173-900247)     | 6436 | 6438 | 6439 | 6446 | 20   |
| <b>TOMA</b>              | Atlantis 78 S                  | 6436 | 6438 | 6446 | 6448 | 14   |
|                          | Atlantis 78 ST                 | 6436 | 6438 | 6446 | 6448 | 14   |

# INNER

## MANIGLIA AD INCASSO DOPPIA

MANIGLIA AD INCASSO DOPPIA | DOUBLE EMBEDDED HANDLE  
POIGNEE DOUBLE A EMBOITER | MANILLA CON CIERRE EMBUTIDO DOBLE



Cassa in alluminio; maniglia esterna, cursore, particolari di chiusura cilindro in zama; molla elicoidale in acciaio temprato; sfere di scatto aperto-chiuso in acciaio; viti di bloccaggio maniglia M5 TSC CR e grano di nasello M5 in acciaio inox.



Aluminum case; external handle, slider, details of cylinder lock in zamak; coil spring in tempered steel; steel open/closed release bearings; M5 TSC CR handle clamping screws and M5 latch setscrew in stainless steel.



Caisse en aluminium; poignée extérieure, curseur, détails de fermeture cylindre en zamak; ressort hélicoïdal en acier trempé; sphères à déclit ouvert-fermé en acier; vis de blocage poignée M5 TSC CR et grain du pêne M5 en acier inox.



Caja de aluminio; manilla externa, cursor, particulares de cierre cilindro de zamak; muelle helicoidal de acero templado; bolas de resorte abierto-cerrado de acero; tornillos de bloqueo manilla M5 TSC CR y prisionero de gancho M5 de acero inox.

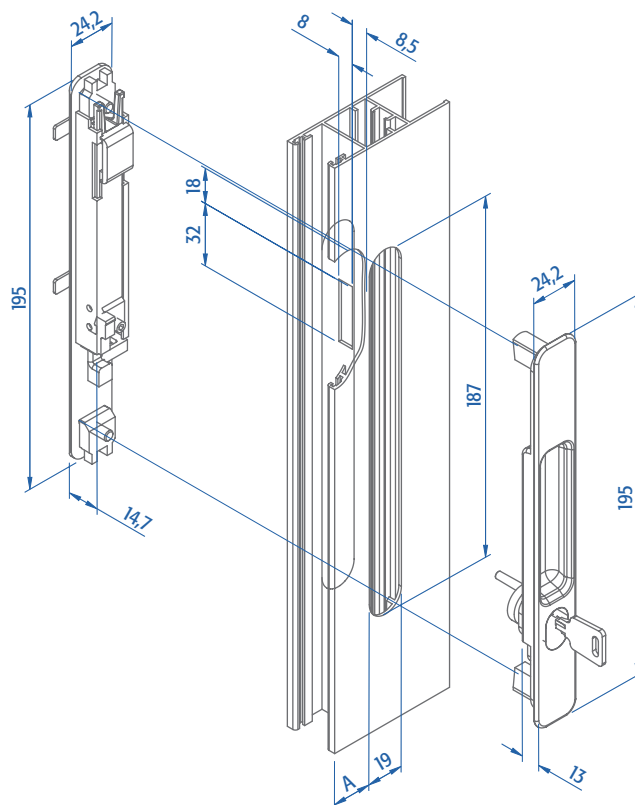


Art. 6468 senza cilindro di sicurezza  
Art. 6468 without safety cylinder

### CONFEZIONAMENTO E FINITURE | PACKAGING AND FINISHES | CONDITIONNEMENT ET FINITIONS | EMBALAJE Y ACABADOS

| ART.  | 6458   6468 |
|---|-------------|
| Imballo   Package   Conditionnement   Embalaje  | 10 Pz       |
| Finiture disponibili   Available finishes<br>Finitions disponibles   Acabados disponibles | 1 2 3 4 5 6 |

| ESTRUSORE   EXTRUDER              | SERIE   SERIES            | ART.        | A    |
|-----------------------------------|---------------------------|-------------|------|
| ALCAN                             | Abithal Runner            | 6458   6468 | 11   |
| ALEXIA                            | Alexia 650 S              | 6458   6468 | 17   |
|                                   | Alexia 650 ST             | 6458   6468 | 17   |
| ALL.CO                            | Export 60                 | 6458   6468 | 12,5 |
|                                   | Triall.co 65              | 6458   6468 | 17   |
|                                   | Triall.co 65 TT           | 6458   6468 | 17   |
|                                   | Triall.co 90              | 6458   6468 | 17   |
|                                   | Triall.co 90 TT           | 6458   6468 | 17   |
| EKU Sistemi<br>(Gruppo Profilati) | PE 60 Slide               | 6458   6468 | 12,5 |
|                                   | PE 70 Slide               | 6458   6468 | 15   |
|                                   | PE 70 Slide TT            | 6458   6468 | 15   |
| EQUIPE                            | Sistemi 8000 S            | 6458   6468 | 11,5 |
|                                   | TT SC 80                  | 6458   6468 | 17   |
| ETNALL                            | 40000                     | 6458   6468 | 17   |
|                                   | 40600                     | 6458   6468 | 17   |
| HYDRO                             | Domal 40 S                | 6458   6468 | 13,5 |
|                                   | Domal slide 56 (pr 15188) | 6458   6468 | 28,5 |
|                                   | Domal slide 56 (pr 26255) | 6458   6468 | 14   |
|                                   | Domal slide 80            | 6458   6468 | 14   |
|                                   | Domal slide 84            | 6458   6468 | 22   |
|                                   | Domal slide PA 80         | 6458   6468 | 14   |
| IBLEA COLOR GROUP                 | Eku Vuerre 100 S TT       | 6458   6468 | 14   |
| INDINVEST                         | Alpha 560 S               | 6458   6468 | 12   |
|                                   | Gold 650 S                | 6458   6468 | 17   |
|                                   | Gold 650 ST               | 6458   6468 | 17   |
| MERCURI                           | D60 S                     | 6458   6468 | 12,5 |
| METRA                             | NC 60 int.                | 6458   6468 | 13,5 |
|                                   | NC 60 STH                 | 6458   6468 | 15   |
|                                   | NC 70 S                   | 6458   6468 | 16   |
|                                   | NC 90 int                 | 6458   6468 | 15   |
| OCMA                              | FC 80 Monaco              | 6458   6468 | 16   |
|                                   | FC 70 Parigi              | 6458   6468 | 10   |



| ESTRUSORE   EXTRUDER | SERIE   SERIES              | ART.        | A    |
|----------------------|-----------------------------|-------------|------|
| PASSERINI            | Skeit 60                    | 6458   6468 | 11,5 |
|                      | Skeit 60 super anta 32 mm   | 6458   6468 | 12   |
|                      | Skeit 60 super anta 36 mm   | 6458   6468 | 16   |
|                      | Skeit 60 super TH           | 6458   6468 | 16   |
|                      | Skeit 70                    | 6458   6468 | 11,5 |
| PONZIO               | Newtec 80 S                 | 6458   6468 | 12,4 |
|                      | Sliding 600 (binari chiusi) | 6458   6468 | 16   |
| RALOX                | Ayrton 60                   | 6458   6468 | 14,5 |
|                      | Ayrton 60 TT                | 6458   6468 | 14,5 |
| SAPA                 | Erre 50 (900173 - 900247)   | 6458   6468 | 20   |

# INNERKIT

## KIT DI CHIUSURA (BREVETTATO)

KIT DI CHIUSURA PER MANIGLIE INNER E INNERCLICK | CLOSING KIT FOR INNER AND INNERCLICK HANDLES | KIT DE FERMETURE POUR POIGNEES INNER ET INNERCLICK | KIT DE CIERRE PARA MANILLAS "INNER" Y "INNERCLICK"



Nasello, contropiastra e viti in acciaio inox; occlusore in zama.



Stainless steel hook, plate and screws; zamak counterplate.



Pêne, contreplaque et vis en acier inox; gâche en zamak.



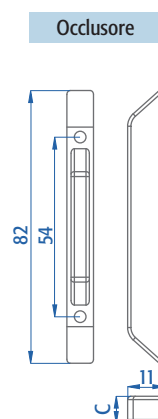
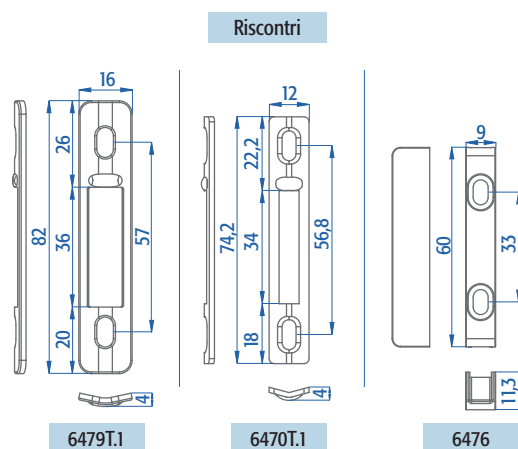
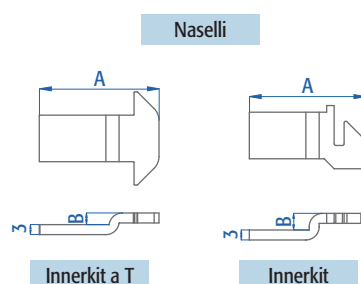
Gancho, cerradero y tornillos en acero inoxidable, contraplaca en zamak.



### CONFEZIONAMENTO E FINITURE | PACKAGING AND FINISHES | CONDITIONNEMENT ET FINITIONS | EMBALAJE Y ACABADOS

| ART.  | TUTTI   ALL   TOUT   TODOS |
|---|----------------------------|
| Imballo   Package   Conditionnement   Embalaje  | 20 Kit                     |
| Finiture disponibili   Available finishes<br>Finitions disponibles   Acabados disponibles | 1 2 3 4 5 6                |

| ESTRUSORE<br>EXTRUDER                   | SERIE<br>SERIES              | INNERKIT<br>A "T"<br>ART. | INNERKIT<br>ART. | A  | B   | C    |
|---|------------------------------|---------------------------|------------------|----|-----|------|
| ALCAN                                   | Abithal Runner               | 6480T.1                   | 6480             | 29 | 0/1 | 6    |
| ALEXIA                                  | Alexia 650 S                 | 6479T.1                   | 6479             | 35 | 5   | 8    |
|   | Alexia 650 ST                | 6479T.1                   | 6479             | 35 | 5   | 8    |
| ALL.CO                                  | Export 60 S                  | 6480T.1                   | 6480             | 29 | 0/1 | 6    |
|   | Triall.co 65                 | 6479T.1                   | 6479             | 35 | 5   | 8    |
|   | Triall.co 65 TT              | 6479T.1                   | 6479             | 35 | 5   | 8    |
|   | Triall.co 90                 | 6479T.1                   | 6479             | 35 | 5   | 8    |
|   | Triall.co 90 TT              | 6479T.1                   | 6479             | 35 | 5   | 8    |
|   | Triall.co 90 TT              | 6479T.1                   | 6479             | 35 | 5   | 8    |
| DFV                                     | Classic slide 650 S          | 6479T.1                   | 6479             | 35 | 5   | 8    |
|   | Classic slide 650 ST         | 6479T.1                   | 6479             | 35 | 5   | 8    |
| EKU<br>Sistemi<br>(Gruppo<br>Profilati) | PE 60 Slide                  | 6480T.1                   | 6480             | 29 | 0/1 | 6    |
|   | PE 70 Slide                  | 6470T.1                   | 6470             | 35 | 3,5 | 8    |
|   | PE 70 Slide TT               | 6470T.1                   | 6470             | 35 | 3,5 | 8    |
| EQUIPE                                  | Sistemi 8000 S               | 6480T.1                   | 6480             | 29 | 0/1 | 6    |
| ETNALL                                  | TTSC 80                      | 6479T.1                   | 6479             | 35 | 5   | 8    |
|   | 40000                        | 6480T.1                   | 6480             | 29 | 0/1 | 6    |
|   | 40600                        | 6479T.1                   | 6479             | 35 | 5   | 8    |
| HYDRO                                   | Domal 40 S                   | 6480T.1                   | 6480             | 29 | 0/1 | 6    |
|   | Domal slide 56<br>(pr 15188) | ----                      | 6470B            | 45 | 3,5 | 8    |
|   | Domal slide 56<br>(pr 26255) | 6470T.1                   | 6470             | 35 | 3,5 | 8    |
|   | Domal slide 80               | ----                      | 6486             | 30 | 7,5 | 8    |
|   | Domal slide 84               | ----                      | 6470A            | 45 | 3,5 | ---- |
|   | Domal slide PA 80            | ----                      | 6486             | 30 | 7,5 | 8    |
|   | Domal slide PA 80            | ----                      | 6486             | 30 | 7,5 | 8    |
| IBLEA<br>COLOR<br>GROUP                 | Eku Vuerre<br>100 STT        | ----                      | 6486             | 30 | 7,5 | 8    |
| INDINVEST                               | Alpha 560 S                  | 6480T.1                   | 6480             | 29 | 0/1 | 6    |
|   | Gold 650 S                   | 6479T.1                   | 6479             | 35 | 5   | 8    |
|   | Gold 650 ST                  | 6479T.1                   | 6479             | 35 | 5   | 8    |



CONTINUA | CONTINUES | CONTINUE | CONTINÚA >

&lt; SEGUE DALLA PAGINA PRECEDENTE | CONTINUED FROM PREVIOUS PAGE | SUIT DE LA PAGE PRECEDENTE | CONTINÚA DE LA PÁGINA ANTERIOR

| ESTRUSORE<br>EXTRUDER | SERIE<br>SERIES                | INNERKIT<br>A "T"<br>ART. | INNERKIT<br>ART. | A  | B   | C    |
|-----------------------|--------------------------------|---------------------------|------------------|----|-----|------|
| MERCURI               | D60 S                          | 6480T.1                   | 6480             | 29 | 0/1 | 6    |
| METRA                 | NC 60 Int.                     | 6480T.1                   | 6480             | 29 | 0/1 | 6    |
|                       | NC 60 STH                      | ----                      | 6487.1           | 29 | 3,5 | ---- |
|                       | NC 70 S                        | ----                      | 6487.2           | 32 | 5   | ---- |
| OCMA                  | FC 80 Monaco                   | 6479T.1                   | 6479             | 35 | 5   | 8    |
|                       | FC 70 Parigi                   | 6480T.1                   | 6480             | 29 | 0/1 | 6    |
| PASSERINI             | Skeit 60                       | 6480T.1                   | 6480             | 29 | 0/1 | 6    |
|                       | Skeit 60<br>super anta 32 mm   | ----                      | 6474             | 28 | 3,5 | 8    |
|                       | Skeit 60<br>super anta 36 mm   | 6479T.2                   | 6479.2           | 35 | 5   | 6    |
|                       | Skeit 60 super TH              | 6479T.2                   | 6479.2           | 35 | 5   | 6    |
|                       | Skeit 70                       | ----                      | 6474             | 28 | 3,5 | 8    |
|                       | New Tec 80 S                   | ----                      | 6474             | 28 | 3,5 | 8    |
| PONZIO                | Sliding 600<br>(binari chiusi) | 6470T.1                   | 6470             | 35 | 3,5 | 8    |
| RALOX                 | Ayrton 60                      | 6480T.1                   | 6480             | 29 | 0/1 | 6    |
|                       | Ayrton 60 TT                   | 6479T.1                   | 6479             | 35 | 5   | 8    |
| SAPA                  | Erre 50 S<br>(900173 - 900247) | ----                      | 6476             | 29 | 1   | ---- |
|                       | Win 90 S                       | ----                      | 6486             | 30 | 7,5 | 8    |
|                       | Win 90 STT                     | ----                      | 6486             | 30 | 7,5 | 8    |
| TOMA                  | Atlantis 78 S                  | ----                      | 6486             | 30 | 7,5 | 8    |
|                       | Atlantis 78 ST                 | ----                      | 6486             | 30 | 7,5 | 8    |

# ALTAIR

## MANIGLIA AD INCASSO

MANIGLIA AD INCASSO | EMBEDDED HANDLE  
POIGNEE A EMBOITER | CIERRE EMBUTIDO



Cassa maniglia e occlusore in nylon; cursore art. 6501.1 in nylon con fibra di vetro; cursore art. 6502.1 in alluminio estruso; nasello, contropiastra, grano M5 e M8, viti di bloccaggio contropiastra in acciaio zincato.



Handle case and occluder in nylon; slider art. 6501.1 in nylon with fiberglass; slider art. 6502.1 in extruded aluminum; latch, strike plate, M5 and M8 setscrew, strike plate clamping screws in galvanized steel.



Caisse poignée et pièce de fixation en nylon; curseur art. 6501.1 en nylon avec fibre de verre; curseur art. 6502.1 en aluminium extrudé; pêne, contreplaque, grain M5 et M8, vis de blocage contreplaque en acier zingué.



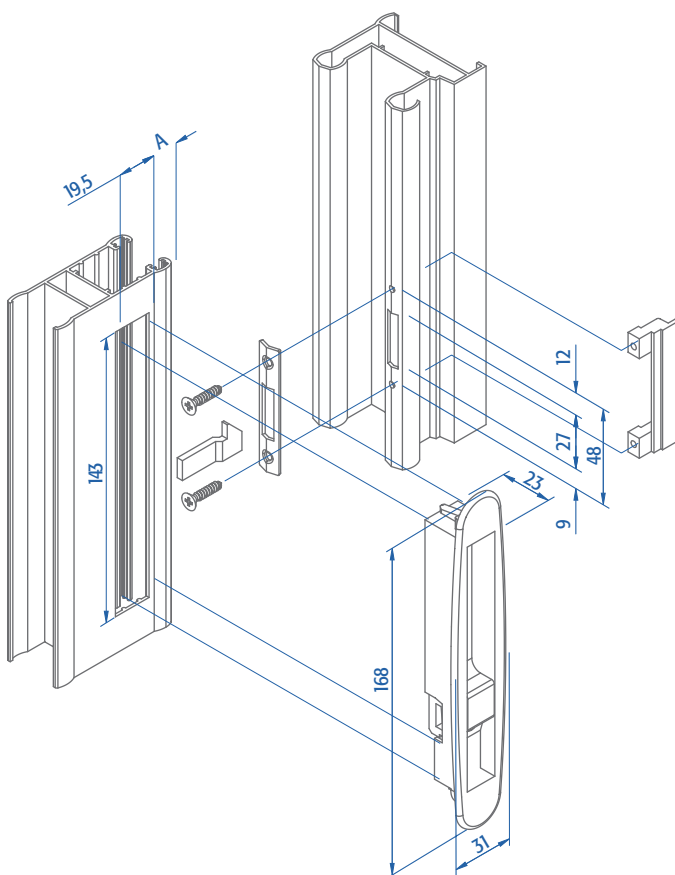
Caja manilla y tapón de nylon; cursor art. 6501.1 de nylon con fibra de vidrio; cursor art. 6502.1 de aluminio extruido; gancho, contraplaca, prisionero M5 y M8, tornillos de bloqueo contraplaca de acero galvanizado.



### CONFEZIONAMENTO E FINITURE | PACKAGING AND FINISHES | CONDITIONNEMENT ET FINITIONS | EMBALAJE Y ACABADOS

| ART.  | 6501.1   6502.1 |   |   |   |   |   |
|---|-----------------|---|---|---|---|---|
| Imballo   Package   Conditionnement   Embalaje  | 50 Pz           |   |   |   |   |   |
| Finiture disponibili   Available finishes<br>Finitions disponibles   Acabados disponibles | 1               | 2 | 3 | 4 | 5 | 6 |

| ESTRUSORE   EXTRUDER              | SERIE   SERIES | A    |
|-----------------------------------|----------------|------|
| ALCAN                             | Abithal Runner | 11   |
| ALL.CO                            | Export 60 S    | 10,5 |
| EKU Sistemi<br>(Gruppo Profilati) | PE 60 slide    | 12,5 |
| EQUIPE                            | Sistemi 8000 S | 12   |
| ETNALL                            | 40000          | 12,5 |
| HYDRO                             | Domal 40 S     | 12,5 |
| INDINVEST                         | Alpha 560      | 11   |
| METRA                             | NC 60 Int.     | 12,5 |
| OCMA                              | FC 70 Parigi   | 10   |
| PASSERINI                         | Skeit 60       | 11,5 |
| RALOX                             | Ayrton 60      | 14,5 |



# MEGA

## MANIGLIA AD INCASSO A SCATTO

MANIGLIA AD INCASSO A SCATTO | SNAP-IN EMBEDDED HANDLE  
POIGNEE A EMBOITER A DECLIC | MANILLA CON CIERRE EMBUTIDO DE RESORTE



Cassa maniglia, leva e blocchetto in nylon; riscontro in zama; grano di bloccaggio maniglia M8 e viti di bloccaggio in acciaio zincato.



Handle case, lever and block in nylon; plate in zamak; M8 handle setscrew and clamping screws in galvanized steel.



Caisse poignée, levier et bloc en nylon; gâche en zamak; grain de blocage poignée M8 et vis de blocage en acier zingué.



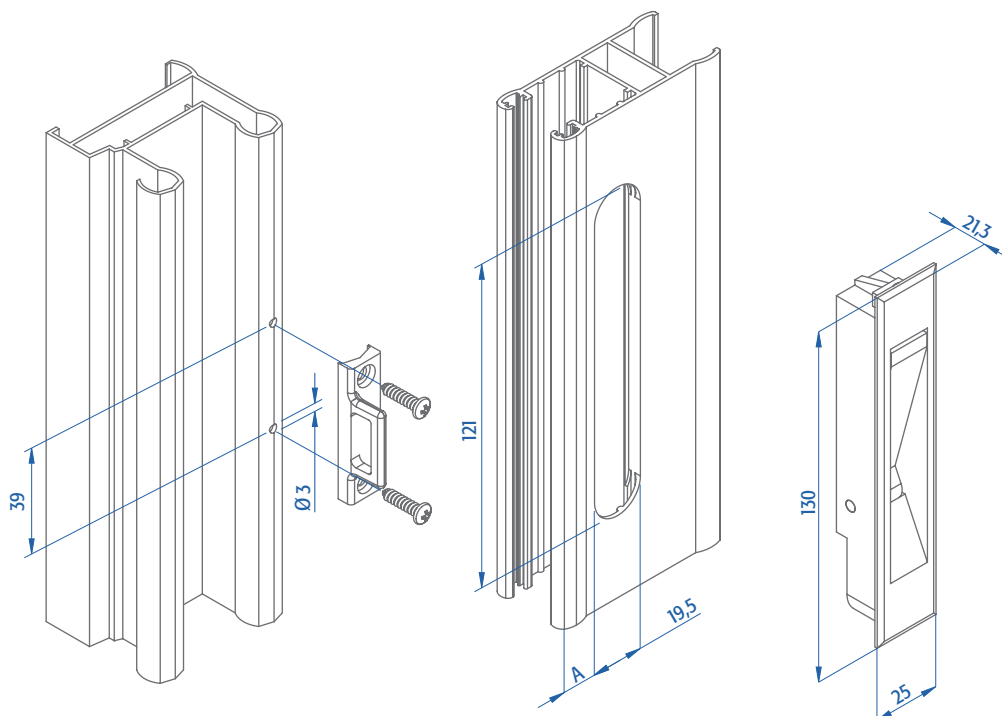
Caja manilla, leva y boque de nylon; cerradero de zamac; prisionero de bloqueo manilla M8 y tornillos de bloqueo de acero galvanizado.



### CONFEZIONAMENTO E FINITURE | PACKAGING AND FINISHES | CONDITIONNEMENT ET FINITIONS | EMBALAJE Y ACABADOS

| ART.  | 6511        |
|---|-------------|
| Imballo   Package   Conditionnement   Embalaje  | 50 Pz       |
| Finiture disponibili   Available finishes<br>Finitions disponibles   Acabados disponibles | 1 2 3 4 5 6 |

| ESTRUSORE   EXTRUDER              | SERIE   SERIES | A    |
|-----------------------------------|----------------|------|
| ALCAN                             | Abithal Runner | 11   |
| ALL.CO                            | Export 60 S    | 10,5 |
| EKU Sistemi<br>(Gruppo Profilati) | PE 60 slide    | 12,5 |
| EQUIPE                            | Sistemi 8000 S | 12   |
| ETNALL                            | 40000          | 12,5 |
| HYDRO                             | Domal 40 S     | 12,5 |
| INDINVEST                         | Alpha 560 S    | 11   |
| METRA                             | NC 60 Int.     | 12,5 |
| OCMA                              | FC 70 Parigi   | 10   |
| PASSERINI                         | Skeit 60       | 11,5 |



# CENTER

## MANIGLIA CENTRALE CON BLOCCAGGIO ESTERNO

MANIGLIA CENTRALE BLOCCAGGIO ESTERNO | CENTER HANDLE WITH EXTERNAL LOCKING  
POIGNEE CENTRALE AVEC BLOCAGE EXTERIEUR | MANILLA CENTRAL DE BLOQUEO EXTERNO



Corpo in alluminio pressofuso; perno di chiusura, viti autofilettanti e viti M5 in acciaio zincato; meccanismo di manovra e riscontri in nylon; inserti di bloccaggio in alluminio estruso.



Die-cast aluminum body; closing pin, self-threading screws and M5 screws in galvanized steel; movement mechanism and plates in nylon; locking inserts in extruded aluminum.



Corps en aluminium moulé sous pression; pivot de fermeture, vis autotaraudeuses et vis M5 en acier zingué; mécanisme de manœuvre et gâches en nylon; parties intercalaires de blocage en aluminium extrudé.



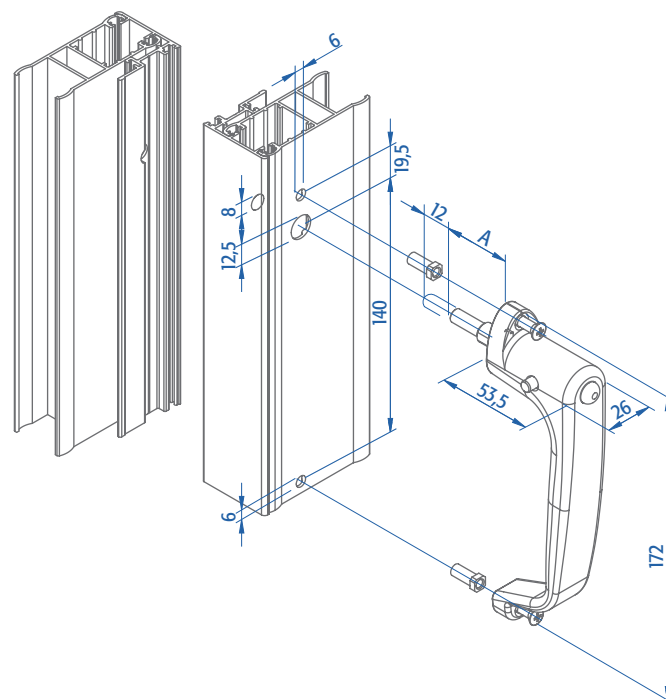
Cuerpo de aluminio fundido a presión, perno de cierre, tornillos autorroscantes y tornillos M5 de acero galvanizado; mecanismo de maniobra y cerradores de nylon; inserciones de bloqueo de aluminio extruido.



### CONFEZIONAMENTO E FINITURE | PACKAGING AND FINISHES | CONDITIONNEMENT ET FINITIONS | EMBALAJE Y ACABADOS

| ART.  | TUTTI   ALL   TOUS   TODOS |
|---|----------------------------|
| Imballo   Package   Conditionnement   Embalaje  | 20 Pz                      |
| Finiture disponibili   Available finishes<br>Finitions disponibles   Acabados disponibles | 1 2 3 4 5 6                |

| ESTRUSORE<br>EXTRUDER             | SERIE<br>SERIES           | A       | CON CILINDRO<br>DI SICUREZZA<br>WITH SAFETY<br>CYLINDER | A<br>PULSANTE<br>WITH BUTTON |
|-----------------------------------|---------------------------|---------|---|------------------------------|
| ALCAN                             | Abithal Runner            | 28   40 | 6566  | 6566.1                       |
| ALEXIA                            | Alexia 650 S              | 39   51 | 6568  | 6568.1                       |
|                                   | Alexia 650 ST             | 39   51 | 6568  | 6568.1                       |
| ALL.CO                            | Export 60                 | 28   40 | 6566  | 6566.1                       |
|                                   | Triall.co 65              | 39   51 | 6568  | 6568.1                       |
|                                   | Triall.co 65 TT           | 39   51 | 6568  | 6568.1                       |
|                                   | Triall.co 90              | 39   51 | 6568  | 6568.1                       |
|                                   | Triall.co 90 TT           | 39   51 | 6568  | 6568.1                       |
| EKU Sistemi<br>(Gruppo Profilati) | PE 60 Slide               | 28   40 | 6566  | 6566.1                       |
| EQUIPE                            | Sistemi 8000 S            | 28   40 | 6566  | 6566.1                       |
| ETA                               | Start 900 S               | 48   60 | 6564  | 6564.1                       |
|                                   | Start 900 S TT            | 48   60 | 6564  | 6564.1                       |
| HYDRO                             | Domal 40 S                | 28   40 | 6566  | 6566.1                       |
|                                   | Domal slide 56            | 31   43 | 6567  | 6567.1                       |
|                                   | Domal slide 80            | 48   60 | 6564  | 6564.1                       |
|                                   | Domal slide PA 80         | 48   60 | 6564  | 6564.1                       |
|                                   | Domal slide 84            | 31   43 | 6567  | 6567.1                       |
| INDINVEST                         | Alpha 560 S               | 28   40 | 6566  | 6566.1                       |
|                                   | Gold 650 S                | 39   51 | 6568  | 6568.1                       |
|                                   | Gold 650 ST               | 39   51 | 6568  | 6568.1                       |
| MERCURI                           | D60 S                     | 28   40 | 6566  | 6566.1                       |
| METRA                             | NC 60 Int.                | 28   40 | 6566  | 6566.1                       |
|                                   | NC 60 STH                 | 39   51 | 6568  | 6568.1                       |
|                                   | NC 90 Int.                | 39   51 | 6568  | 6568.1                       |
| OCMA                              | Parigi                    | 28   40 | 6566  | 6566.1                       |
| PASSERINI                         | Skeit 60                  | 28   40 | 6566  | 6566.1                       |
|                                   | Skeit 60 super anta 32 mm | 43   55 | 6569  | 6569.1                       |



| ESTRUSORE<br>EXTRUDER | SERIE<br>SERIES           | A       | CON CILINDRO<br>DI SICUREZZA<br>WITH SAFETY<br>CYLINDER | A<br>PULSANTE<br>WITH BUTTON |
|-----------------------|---------------------------|---------|---|------------------------------|
| PASSERINI             | Skeit 60 super anta 36 mm | 43   55 | 6569  | 6569.1                       |
|                       | Skeit 60 super TH         | 43   55 | 6569  | 6569.1                       |
|                       | Skeit 70                  | 31   43 | 6567  | 6567.1                       |
| PONZIO                | Newtec 80 S               | 31   43 | 6567  | 6567.1                       |
| RALOX                 | Ayrton 60                 | 31   43 | 6567  | 6567.1                       |
|                       | Ayrton 60 TT              | 43   55 | 6569  | 6569.1                       |
| SAPA                  | Erre 50 S                 | 28   40 | 6566  | 6566.1                       |
| TOMA                  | Atlantis 78 S             | 48   60 | 6564  | 6564.1                       |
|                       | Atlantis 78 S TT          | 48   60 | 6564  | 6564.1                       |



# CENTER

## MANIGLIA CENTRALE CON BLOCCAGGIO INTERNO

MANIGLIA CENTRALE DI BLOCCAGGIO INTERNO | CENTER HANDLE WITH INTERNAL LOCKING  
POIGNEE CENTRALE AVEC BLOCAGE INTERIEUR | MANILLA CENTRAL DE BLOQUEO INTERNO



Corpo in alluminio pressofuso; perni di chiusura, viti autofilettanti e viti M5 in acciaio zincato; meccanismo di manovra e riscontri in nylon.



Die-cast aluminum body; closing pins, self-threading screws and M5 screws in galvanized steel; movement mechanism and plates in nylon.



Corps en aluminium moulé sous pression; pivots de fermeture, vis autotaraudeuses et vis M5 en acier zingué; mécanisme de manœuvre et gâches en nylon.



Cuerpo de aluminio fundido a presión; pernos de cierre, tornillos autorroscantes y tornillos M5 de acero galvanizado; mecanismo de maniobra y cerraderos de nylon.

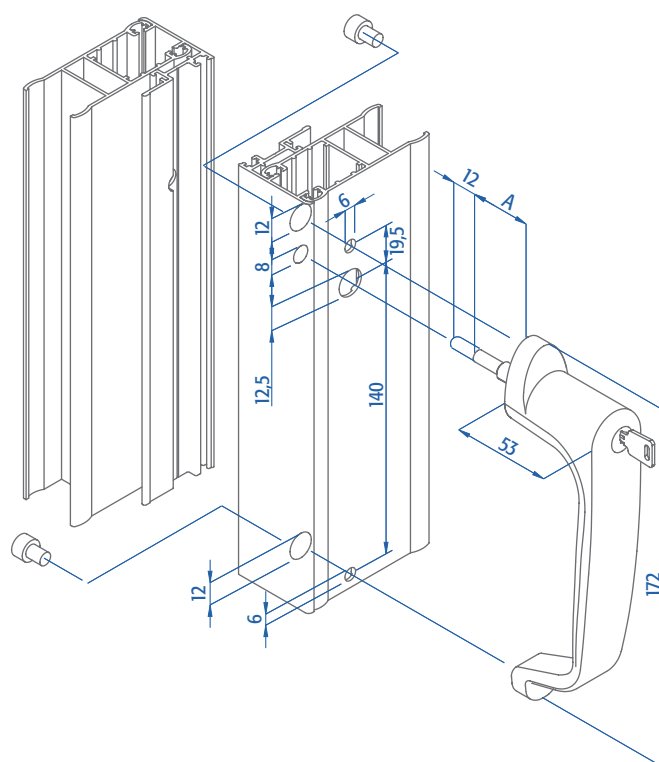


### CONFEZIONAMENTO E FINITURE | PACKAGING AND FINISHES | CONDITIONNEMENT ET FINITIONS | EMBALAJE Y ACABADOS

| ART.  | TUTTI   ALL   TOUS   TODOS |
|---|----------------------------|
| Imballo   Package   Conditionnement   Embalaje  | 20 Pz                      |
| Finiture disponibili   Available finishes<br>Finitions disponibles   Acabados disponibles | 1 2 3 4 5 6                |

| ESTRUSORE<br>EXTRUDER             | SERIE<br>SERIES           | A       | CON CILINDRO<br>DI SICUREZZA<br>WITH SAFETY<br>CYLINDER | A<br>PULSANTE<br>WITH BUTTON |
|-----------------------------------|---------------------------|---------|---|------------------------------|
| ALCAN                             | Abithal Runner            | 28   40 | 6576  | 6576.1                       |
| ALEXIA                            | Alexia 650 S              | 39   51 | 6578  | 6578.1                       |
|                                   | Alexia 650 ST             | 39   51 | 6578  | 6578.1                       |
| ALL.CO                            | Export 60                 | 28   40 | 6576  | 6576.1                       |
|                                   | Triall.co 65              | 39   51 | 6578  | 6578.1                       |
|                                   | Triall.co 65 TT           | 39   51 | 6578  | 6578.1                       |
|                                   | Triall.co 90              | 39   51 | 6578  | 6578.1                       |
|                                   | Triall.co 90 TT           | 39   51 | 6578  | 6578.1                       |
| EKU Sistemi<br>(Gruppo Profilati) | PE 60 Slide               | 28   40 | 6576  | 6576.1                       |
| EQUIPE                            | Sistemi 8000 S            | 28   40 | 6576  | 6576.1                       |
| ETA                               | Start 900 S               | 48   60 | 6574  | 6574.1                       |
|                                   | Start 900 S TT            | 48   60 | 6574  | 6574.1                       |
| HYDRO                             | Domal 40 S                | 28   40 | 6576  | 6576.1                       |
|                                   | Domal slide 56            | 31   43 | 6577  | 6577.1                       |
|                                   | Domal slide 80            | 48   60 | 6574  | 6574.1                       |
|                                   | Domal slide PA 80         | 48   60 | 6574  | 6574.1                       |
|                                   | Domal slide 84            | 31   43 | 6577  | 6577.1                       |
| INDINVEST                         | Alpha 560 S               | 28   40 | 6576  | 6576.1                       |
|                                   | Gold 650 S                | 39   51 | 6578  | 6578.1                       |
|                                   | Gold 650 ST               | 39   51 | 6578  | 6578.1                       |
| MERCURI                           | D60 S                     | 28   40 | 6576  | 6576.1                       |
| METRA                             | NC 60 Int.                | 28   40 | 6576  | 6576.1                       |
|                                   | NC 60 STH                 | 39   51 | 6578  | 6578.1                       |
|                                   | NC 90 Int.                | 39   51 | 6578  | 6578.1                       |
| OCMA                              | Parigi                    | 28   40 | 6576  | 6576.1                       |
| PASSERINI                         | Skeit 60                  | 28   40 | 6576  | 6576.1                       |
|                                   | Skeit 60 super anta 32 mm | 43   55 | 6579  | 6579.1                       |
|                                   | Skeit 60 super anta 36 mm | 43   55 | 6579  | 6579.1                       |

| ESTRUSORE<br>EXTRUDER | SERIE<br>SERIES   | A       | CON CILINDRO<br>DI SICUREZZA<br>WITH SAFETY<br>CYLINDER | A<br>PULSANTE<br>WITH BUTTON |
|-----------------------|-------------------|---------|---|------------------------------|
| PASSERINI             | Skeit 60 super TH | 43   55 | 6579  | 6579.1                       |
|                       | Skeit 70          | 31   43 | 6577  | 6577.1                       |
| PONZIO                | Newtec 80 S       | 31   43 | 6577  | 6577.1                       |
| RALOX                 | Ayrton 60         | 31   43 | 6577  | 6577.1                       |
|                       | Ayrton 60 TT      | 43   55 | 6579  | 6579.1                       |
| SAPA                  | Erre 50 S         | 28   40 | 6576  | 6576.1                       |
| TOMA                  | Atlantis 78 S     | 48   60 | 6574  | 6574.1                       |
|                       | Atlantis 78 S TT  | 48   60 | 6574  | 6574.1                       |



# MANIGLIA DI TRAINO

MANIGLIA DI TRAINO | PULL HANDLE  
POIGNEE DE TIRAGE | MANILLA TIRADORA



Maniglia in alluminio estruso; tappi in nylon.



Handle in extruded aluminum; nylon plugs.



Poignée en aluminium extrudé ; bouchons en nylon.



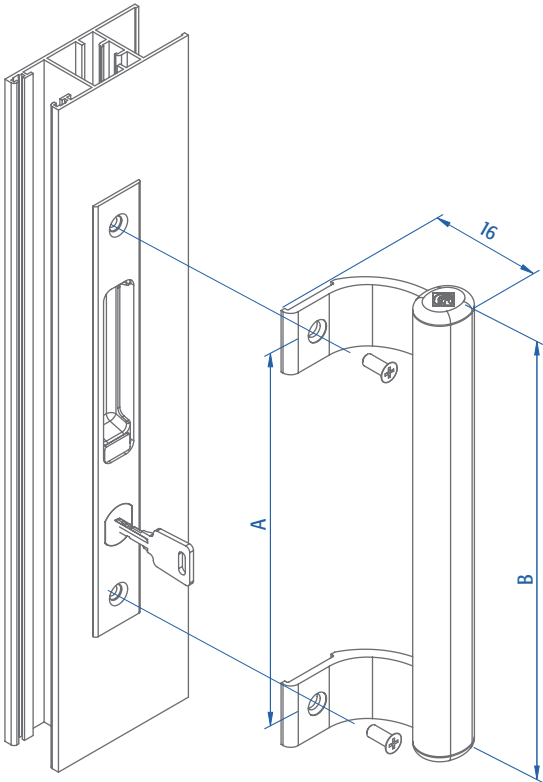
Manilla de aluminio extruido; tapones de nylon.



## CONFEZIONAMENTO E FINITURE | PACKAGING AND FINISHES | CONDITIONNEMENT ET FINITIONS | EMBALAJE Y ACABADOS

| ART.  | 6490   6491   6493   6494 |
|---|---------------------------|
| Imballo   Package   Conditionnement   Embalaje  | 20 Pz                     |
| Finiture disponibili   Available finishes<br>Finitions disponibles   Acabados disponibles | 1 2 3 4 5 6               |

| ART. | DESCRIZIONE<br>DESCRIPTION   | A   | B   |
|------|--|-----|-----|
| 6490 | Da accoppiare alle maniglie INNER con lavorazione 143x19,5<br>To combine with the handles INNER with working slot 143x19,5 | 134 | 169 |
| 6491 | Da accoppiare alle maniglie INNER con lavorazione 165x19,5<br>To combine with the handles INNER with working slot 165x19,5 | 155 | 190 |
| 6493 | Da accoppiare alle maniglie INNER con lavorazione 187x19,5<br>To combine with the handles INNER with working slot 187x19,5 | 167 | 202 |
| 6494 | Da accoppiare alle maniglie INNER con lavorazione 205x19,5<br>To combine with the handles INNER with working slot 205x19,5 | 185 | 220 |



## MANIGLIA A VASCHETTA

MANIGLIA A VASCHETTA | EMBEDDED HANDLE  
POIGNEE CUVETTE | MANILLA TIRADORA CÓNCAVA



Maniglia di traino a vaschetta per serie scorrevoli. Realizzata in nylon.



Sunken pull handle for sliding series. Made of nylon.



Poignée de tirage à cuvette pour série coulissants. Réalisée en nylon.



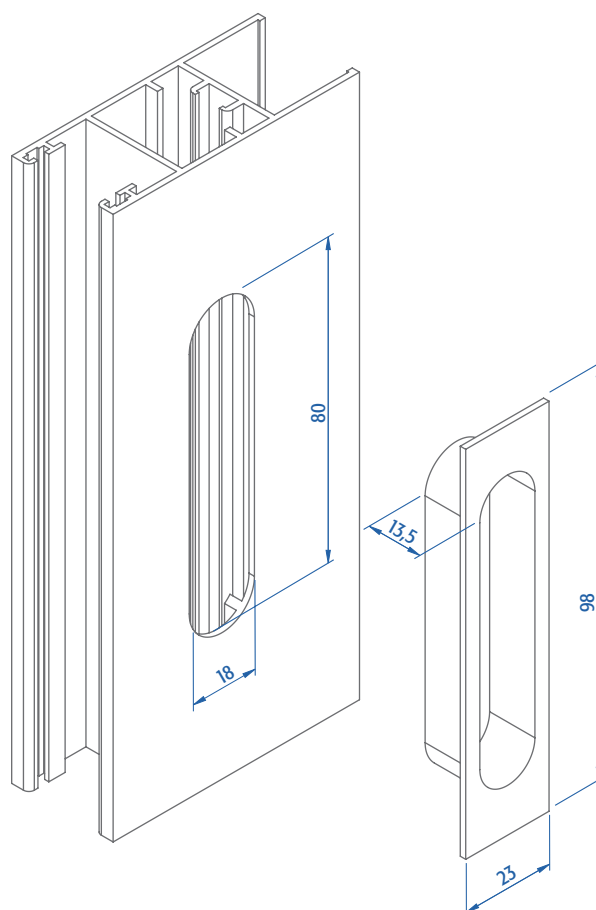
Manilla tiradora cóncava para series correderas. Fabricada en nylon.



### CONFEZIONAMENTO E FINITURE | PACKAGING AND FINISHES | CONDITIONNEMENT ET FINITIONS | EMBALAJE Y ACABADOS

| ART.  | 6531  |   |   |   |   |   |
|---|-------|---|---|---|---|---|
| Imballo   Package   Conditionnement   Embalaje  | 50 Pz |   |   |   |   |   |
| Finiture disponibili   Available finishes<br>Finitions disponibles   Acabados disponibles | 1     | 2 | 3 | 4 | 5 | 6 |

| ESTRUSORE   EXTRUDER              | SERIE   SERIES | ART. |
|-----------------------------------|----------------|------|
| ALCAN                             | Abithal runner | 6531 |
| ALL.CO                            | Export 60      | 6531 |
| EKU Sistemi<br>(Gruppo Profilati) | PE 60 slide    | 6531 |
| EQUIPE                            | Sistemi 8000 S | 6531 |
| ETNALL                            | 40000          | 6531 |
| HYDRO                             | Domal 40 S     | 6531 |
| INDINVEST                         | Alpha 560      | 6531 |
| MERCURI                           | D60 S          | 6531 |
| METRA                             | NC 60 Int.     | 6531 |
| OCMA                              | Parigi         | 6531 |
| PASSERINI                         | Skeit 60       | 6531 |
| RALOX                             | Ayrton 60      | 6531 |



## STRINGHE DI PRODOTTO

## Pag 251 | Multicomfort - Blocco serratura e placca per interni

| Norma di Riferimento |                 | UNI EN 13126-1; UNI EN 13126-19 |       |                             |                       |                       |                       |              |                     |  |
|----------------------|-----------------|---------------------------------|-------|-----------------------------|-----------------------|-----------------------|-----------------------|--------------|---------------------|--|
| Art.                 | Categoria d'uso | Durabilità                      | Massa | Id. Porte Taglia Fuoco/Fumo | Sicurezza di utilizzo | Resistenza Corrosione | Resistenza Effrazione | Applicazione | Dimensione Campione |  |
| 6302                 | -               | 5                               | 180   | 0                           | 1                     | 4                     | -                     | 19/1         | -                   |  |

## Pag 252 | Multicomfort - Maniglie a conchiglia

| Norma di Riferimento |                 | UNI EN 13126-1; UNI EN 13126-19 |       |                             |                       |                       |                       |              |                     |  |
|----------------------|-----------------|---------------------------------|-------|-----------------------------|-----------------------|-----------------------|-----------------------|--------------|---------------------|--|
| Art.                 | Categoria d'uso | Durabilità                      | Massa | Id. Porte Taglia Fuoco/Fumo | Sicurezza di utilizzo | Resistenza Corrosione | Resistenza Effrazione | Applicazione | Dimensione Campione |  |
| 6316;<br>6317.XX     | -               | 5                               | 180   | 0                           | 1                     | 4                     | -                     | 19/1         | -                   |  |

## Pag 254 | Multicomfort - Maniglie di traino

| Norma di Riferimento |                 | UNI EN 13126-1; UNI EN 13126-19 |       |                             |                       |                       |                       |              |                     |  |
|----------------------|-----------------|---------------------------------|-------|-----------------------------|-----------------------|-----------------------|-----------------------|--------------|---------------------|--|
| Art.                 | Categoria d'uso | Durabilità                      | Massa | Id. Porte Taglia Fuoco/Fumo | Sicurezza di utilizzo | Resistenza Corrosione | Resistenza Effrazione | Applicazione | Dimensione Campione |  |
| 6312.X;<br>6314.XX   | -               | 5                               | 180   | 0                           | 1                     | 4                     | -                     | 19/1         | -                   |  |

## Pag 275 | Inner Click - Maniglia ad incasso ad aggancio rapido

| Norma di Riferimento   |                 | UNI EN 13126-1; UNI EN 13126-19 |       |                             |                       |                       |                       |              |                     |  |
|------------------------|-----------------|---------------------------------|-------|-----------------------------|-----------------------|-----------------------|-----------------------|--------------|---------------------|--|
| Art.                   | Categoria d'uso | Durabilità                      | Massa | Id. Porte Taglia Fuoco/Fumo | Sicurezza di utilizzo | Resistenza Corrosione | Resistenza Effrazione | Applicazione | Dimensione Campione |  |
| 6450;<br>6451;<br>6452 | -               | 5                               | 180   | 0                           | 1                     | 4                     | -                     | 19/1         | -                   |  |

## Pag 277 | Inner - Maniglia ad incasso

| Norma di Riferimento |                 | UNI EN 13126-1; UNI EN 13126-19 |       |                             |                       |                       |                       |              |                     |  |
|----------------------|-----------------|---------------------------------|-------|-----------------------------|-----------------------|-----------------------|-----------------------|--------------|---------------------|--|
| Art.                 | Categoria d'uso | Durabilità                      | Massa | Id. Porte Taglia Fuoco/Fumo | Sicurezza di utilizzo | Resistenza Corrosione | Resistenza Effrazione | Applicazione | Dimensione Campione |  |
| 643X;<br>644X        | -               | 5                               | 180   | 0                           | 1                     | 4                     | -                     | 19/1         | -                   |  |

## Pag 279 | Inner - Maniglia ad incasso doppia

| Norma di Riferimento |                 | UNI EN 13126-1; UNI EN 13126-19 |       |                             |                       |                       |                       |              |                     |  |
|----------------------|-----------------|---------------------------------|-------|-----------------------------|-----------------------|-----------------------|-----------------------|--------------|---------------------|--|
| Art.                 | Categoria d'uso | Durabilità                      | Massa | Id. Porte Taglia Fuoco/Fumo | Sicurezza di utilizzo | Resistenza Corrosione | Resistenza Effrazione | Applicazione | Dimensione Campione |  |
| 6458;<br>6468        | -               | 5                               | 180   | 0                           | 1                     | 4                     | -                     | 19/1         | -                   |  |

## Pag 283 | Mega - Maniglia ad incasso a scatto

| Norma di Riferimento |                 | UNI EN 13126-1; UNI EN 13126-19 |       |                             |                       |                       |                       |              |                     |  |
|----------------------|-----------------|---------------------------------|-------|-----------------------------|-----------------------|-----------------------|-----------------------|--------------|---------------------|--|
| Art.                 | Categoria d'uso | Durabilità                      | Massa | Id. Porte Taglia Fuoco/Fumo | Sicurezza di utilizzo | Resistenza Corrosione | Resistenza Effrazione | Applicazione | Dimensione Campione |  |
| 6511                 | -               | 5                               | 180   | 0                           | 1                     | 4                     | -                     | 19/1         | -                   |  |

|         |      |                |          |                  |      |                      |      |                             |                          |      |
|---------|------|----------------|----------|------------------|------|----------------------|------|-----------------------------|--------------------------|------|
| Legenda | ---- | 3: 10000 cicli | Massa Kg | 0: non richiesto | 1    | 1: 24 h              | ---- | 19/1 azionamento manuale    | Dimensione test campione |      |
|         | ---- | 4: 15000 cicli | ----     | ----             | ---- | 2: 48 h              | ---- |                             |                          |      |
|         | ---- | 5: 25000 cicli | ----     | ----             | ---- | 3: 96 h              | ---- | 19/2 azionamento automatico |                          |      |
|         | ---- | ----           | ----     | ----             | ---- | 4: 240 h             | ---- |                             |                          |      |
|         | ---- | ----           | ----     | ----             | ---- | 5: 480 h             | ---- |                             |                          | ---- |
|         | ---- | ----           | ----     | ----             | ---- | ore in nebbia salina | ---- |                             |                          | ---- |

&lt; SEGUE DALLA PAGINA PRECEDENTE | CONTINUED FROM PREVIOUS PAGE | SUIT DE LA PAGE PRECEDENTE | CONTINÚA DE LA PÁGINA ANTERIOR

**Pag 284 | Center - Maniglia centrale con bloccaggio esterno**

| Norma di Riferimento |                 | UNI EN 13126-1; UNI EN 13126-19 |       |                             |                       |                       |                       |              |                     |
|----------------------|-----------------|---------------------------------|-------|-----------------------------|-----------------------|-----------------------|-----------------------|--------------|---------------------|
| Art:                 | Categoria d'uso | Durabilità                      | Massa | Id. Porte Taglia Fuoco/Fumo | Sicurezza di utilizzo | Resistenza Corrosione | Resistenza Effrazione | Applicazione | Dimensione Campione |
| 656X;<br>656X.1      | -               | 5                               | 180   | 0                           | 1                     | 4                     | -                     | 19/1         | -                   |

**Pag 285 | Center - Maniglia centrale con bloccaggio interno**

| Norma di Riferimento |                 | UNI EN 13126-1; UNI EN 13126-19 |       |                             |                       |                       |                       |              |                     |
|----------------------|-----------------|---------------------------------|-------|-----------------------------|-----------------------|-----------------------|-----------------------|--------------|---------------------|
| Art:                 | Categoria d'uso | Durabilità                      | Massa | Id. Porte Taglia Fuoco/Fumo | Sicurezza di utilizzo | Resistenza Corrosione | Resistenza Effrazione | Applicazione | Dimensione Campione |
| 657X;<br>657X.1      | -               | 5                               | 180   | 0                           | 1                     | 4                     | -                     | 19/1         | -                   |

|         |      |                |          |                  |      |                      |      |                             |                          |
|---------|------|----------------|----------|------------------|------|----------------------|------|-----------------------------|--------------------------|
| Legenda | ---- | 3: 10000 cicli | Massa Kg | 0: non richiesto | 1    | 1: 24 h              | ---- | 19/1 azionamento manuale    | Dimensione test campione |
|         | ---- | 4: 15000 cicli | ----     | ----             | ---- | 2: 48 h              | ---- |                             |                          |
|         | ---- | 5: 25000 cicli | ----     | ----             | ---- | 3: 96 h              | ---- | 19/2 azionamento automatico |                          |
|         | ---- | ----           | ----     | ----             | ---- | 4: 240 h             | ---- |                             |                          |
|         | ---- | ----           | ----     | ----             | ---- | 5: 480 h             | ---- |                             |                          |
|         | ---- | ----           | ----     | ----             | ---- | ore in nebbia salina | ---- | ----                        |                          |

**Pag 256 | Multicomfort - Maniglia con serratura**

| Norma di Riferimento |                 | UNI EN 13126-1; UNI EN 13126-3 |       |                             |                       |                       |                       |              |                     |
|----------------------|-----------------|--------------------------------|-------|-----------------------------|-----------------------|-----------------------|-----------------------|--------------|---------------------|
| Art:                 | Categoria d'uso | Durabilità                     | Massa | Id. Porte Taglia Fuoco/Fumo | Sicurezza di utilizzo | Resistenza Corrosione | Resistenza Effrazione | Applicazione | Dimensione Campione |
| 6318;<br>6318.10     | -               | 5                              | 180   | 0                           | 1                     | 4                     | -                     | 1            | 1200x2300           |

**Pag 264 | Fast Lock - Chiusura multipunto a montaggio rapido per scorrevoli**

| Norma di Riferimento |                 | UNI EN 13126-1; UNI EN 13126-3 |       |                             |                       |                       |                       |              |                     |
|----------------------|-----------------|--------------------------------|-------|-----------------------------|-----------------------|-----------------------|-----------------------|--------------|---------------------|
| Art:                 | Categoria d'uso | Durabilità                     | Massa | Id. Porte Taglia Fuoco/Fumo | Sicurezza di utilizzo | Resistenza Corrosione | Resistenza Effrazione | Applicazione | Dimensione Campione |
| 638X;<br>639X        | -               | 5                              | 180   | 0                           | 1                     | 4                     | -                     | 1            | 1200x2300           |

|         |      |                |          |                  |      |                      |      |                              |                          |
|---------|------|----------------|----------|------------------|------|----------------------|------|------------------------------|--------------------------|
| Legenda | ---- | 3: 10000 cicli | Massa Kg | 0: non richiesto | 1    | 1: 24 h              | ---- | 1: movimentazione scorrevoli | Dimensione test campione |
|         | ---- | 4: 15000 cicli | ----     | ----             | ---- | 2: 48 h              | ---- |                              |                          |
|         | ---- | 5: 25000 cicli | ----     | ----             | ---- | 3: 96 h              | ---- | 2: movimentazione A/R        |                          |
|         | ---- | ----           | ----     | ----             | ---- | 4: 240 h             | ---- |                              |                          |
|         | ---- | ----           | ----     | ----             | ---- | 5: 480 h             | ---- |                              |                          |
|         | ---- | ----           | ----     | ----             | ---- | ore in nebbia salina | ---- |                              |                          |