


Serie 800

800 Series



ASSA ABLOY, the global leader
in door opening solutions



Chiudiporta nascosto per porte battente

Concealed door closer *for single action doors*

Caratteristiche tecniche:

- Quattro forze EN 1-2-3-4, due dimensioni di corpo.
- Completamente reversibile per montaggio in architrave o nella porta.
- Per porte destre o sinistre.
- Possibilità di inserimento in porte di metallo o in porte in legno.
- Due velocità di chiusura controllate da valvole idrauliche indipendenti.
- Con valvola di sovrappressione.
- Corpo in ghisa.
- Fermaporta regolabile (optional).
- Le forze EN 3 e 4 hanno la conformità **CE**.

Specifica per capitolati

Chiudiporta idraulico a pignone e cremagliera, nascosto nella porta o nell'architrave, reversibile, certificato **CE**, adatto alle porte tagliafuoco, MAB serie 800.

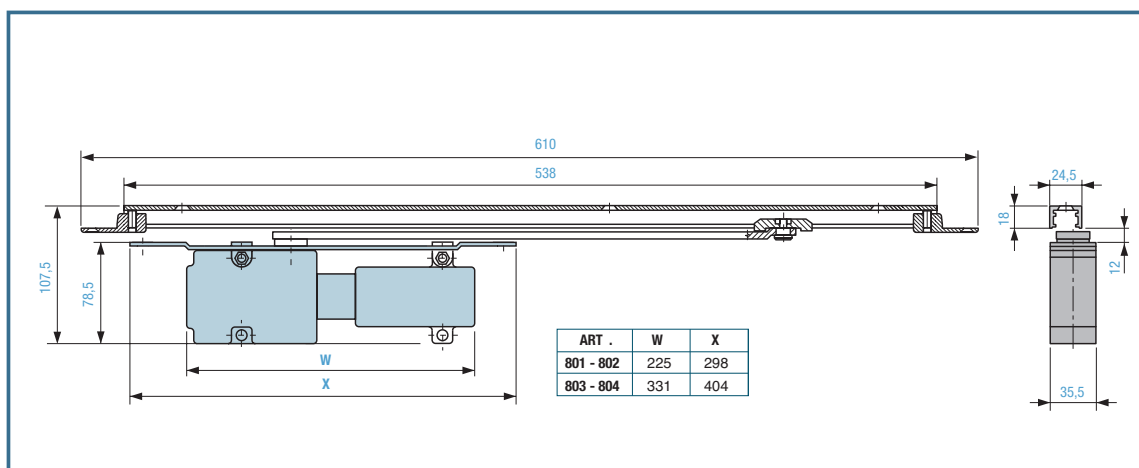
Features:

- Four forces EN 1-2-3-4 in two body sizes.
- Fully reversible for in-frame or in-door mounting.
- Non handed.
- Suitable for metal and timber doors.
- Two speed valves for individual control of closing and latching.
- Overpressure relief valve.
- Cast iron body.
- Adjustable hold open (optional).
- Force sizes EN 3 - 4 have **CE** conformity.

Specification

Hydraulic rack and pinion door closer.
MAB 800 series fully concealed into the door or into the head frame, non handed, **CE** marked, suitable for fire doors.





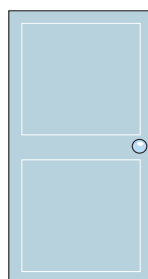
Dimensioni massime consigliate delle porte *Recommended maximum door sizes*

801 = 11 Nm

802 = 15 Nm

803 = 22 Nm

804 = 26 Nm



max. 750 x 2100

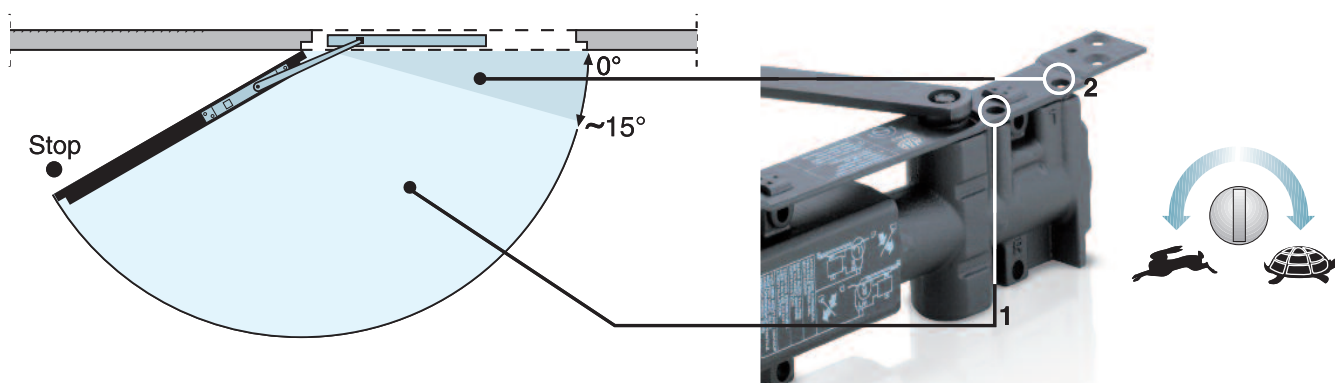
max. 850 x 2200

max. 950 x 2300

max. 1100 x 2400

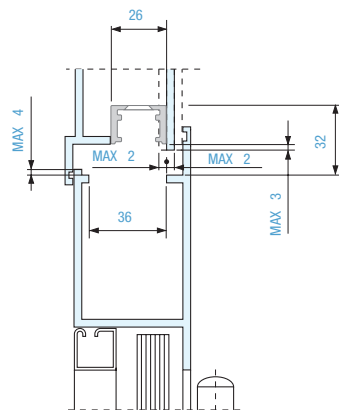
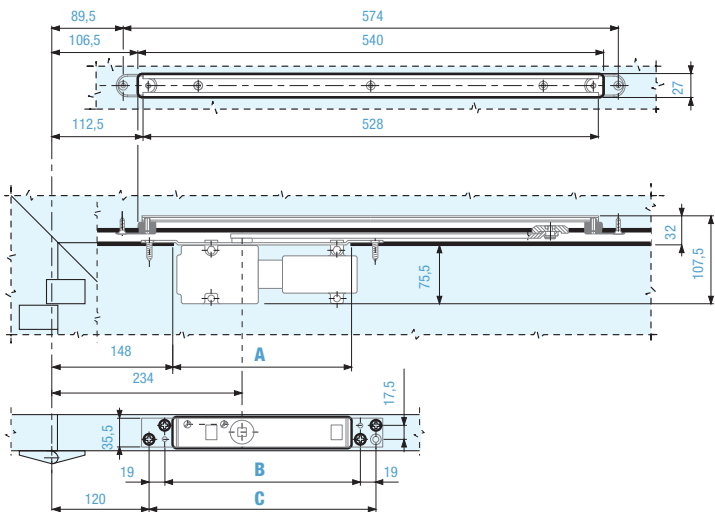
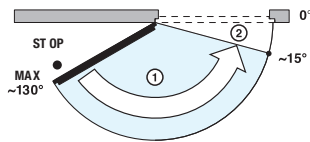
N.B. è necessario installare un fermo a pavimento per impedire l'apertura oltre l'angolo massimo consentito.
Note: it is recommended to install a stop on the floor to prevent opening more than max angle allowed

Regolazione della velocità di chiusura e dello scatto finale *Adjustment of closing and final latch speeds*

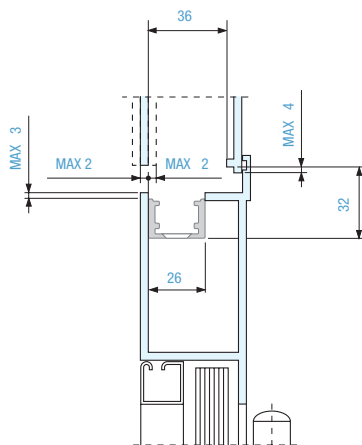
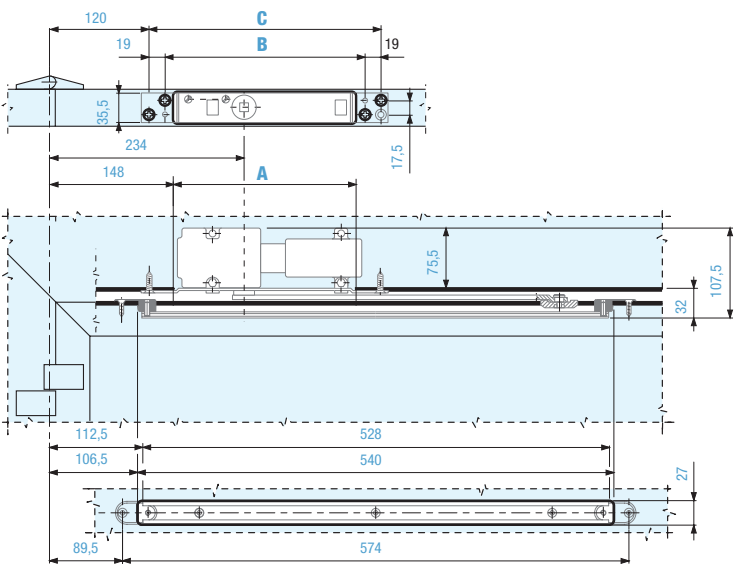
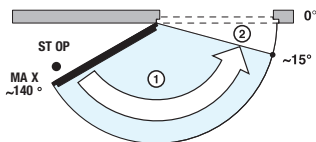


N.B. è necessario installare un fermo a pavimento per impedire l'apertura oltre l'angolo massimo consentito.
Note: it is recommended to install a stop on the floor to prevent opening more than max angle allowed

Montaggio nella porta
 Apertura Max. - 130°
Mounting into door
 Max. Door Opening - 130°



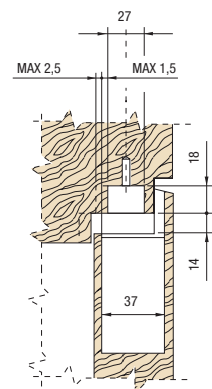
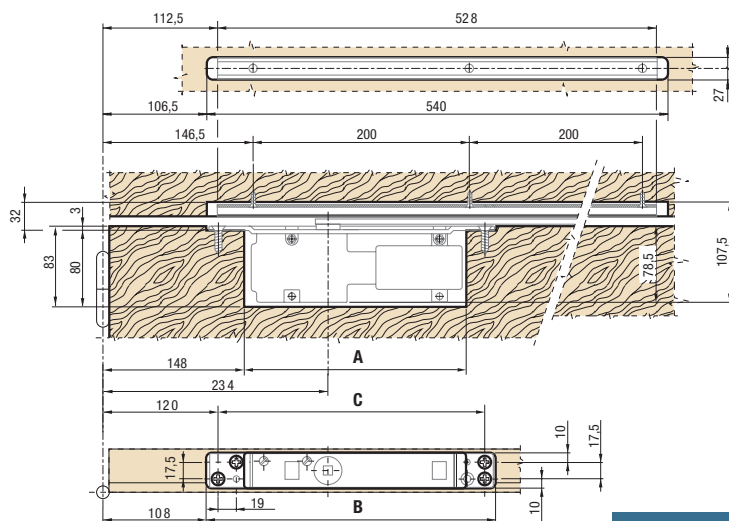
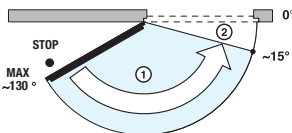
Montaggio in architrave
 Apertura Max. - 140°
Mounting into frame
 Max. Door Opening - 140°



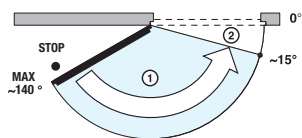
Codice / Code	A	B mm	C
801 - 802	226	242	280
803 - 804	332	348	386

Porte di legno / Timber doors

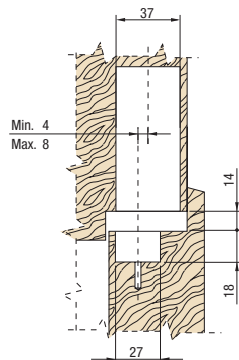
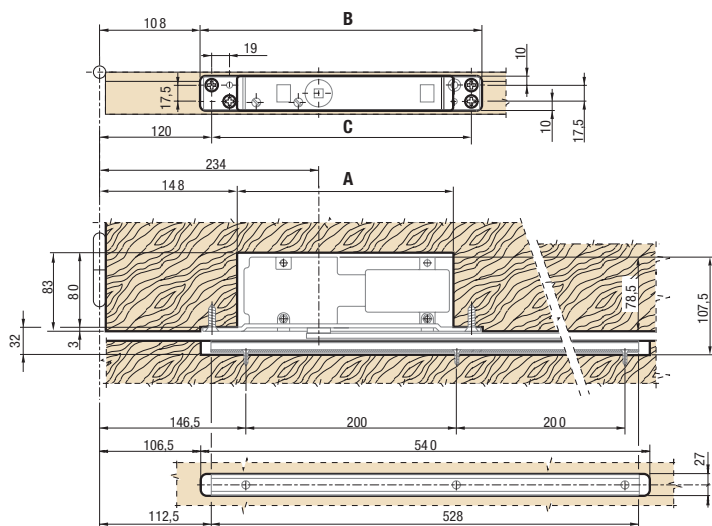
Montaggio nella porta
Apertura Max. - 130°
Mounting into door
Max. Door Opening - 130°



Montaggio in architrave
Apertura Max. - 140°
Mounting into frame
Max. Door Opening - 140°



Codice / Code	A	B mm	C
801 - 802	226	242	280
803 - 804	332	348	386



Accessori / Accessories

Codice / Code

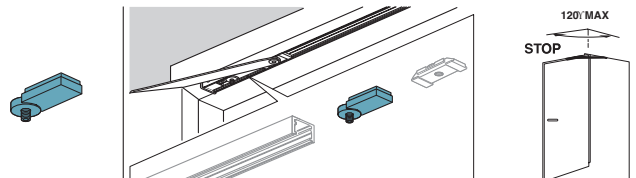
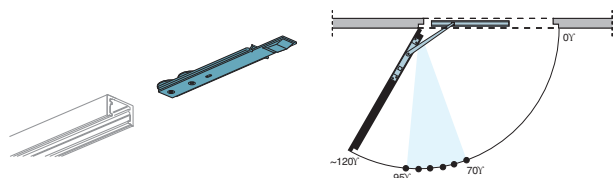
AC 581

Dispositivo fermaporta per slitta.
Fermo regolabile tra 70° e 95°.
Hold Open device for rail.
Angle adjustable between 70°- 95°

Codice / Code

AC 604

Limitatore di apertura.
Non sostituisce un fermo a pavimento.
Cushioned Back Stop.
Does not replace floor stopper.





ASSA ABLOY Italia S.p.A.
Via Bovaresa 13/15 - 40017 San Giovanni in Persiceto (BO) Italy
Tel. +39 051 6812411 - Fax +39 051 827486
info@assaabloy.it - www.assaabloy.it

ASSA ABLOY is the
global leader in door
opening solutions,
dedicated to satisfying
end-user needs for
security, safety and
convenience.

www.assaabloy.com



ASSA ABLOY Italia S.p.A. si riserva di apportare in qualunque momento e senza preavviso le modifiche necessarie per migliorare ed evolvere le caratteristiche dei propri prodotti. Fotografate, illustrazioni e descrizioni sono da ritenersi indicative.
ASSA ABLOY Italia S.p.A. reserves the right at any time and without notice, the necessary modifications in order to improve and evolve the characteristics of their products. Photographs, illustrations and descriptions ought to be considered as indicative.

H001E17 / 04-2011